



# TRIX PRINTABLE PUFF PARK

**Play while away from the computer!**

**1**

## What you'll need:

Scissors



Tape



Crayons



**Be sure to ask an adult for help with the scissors.**

**2**

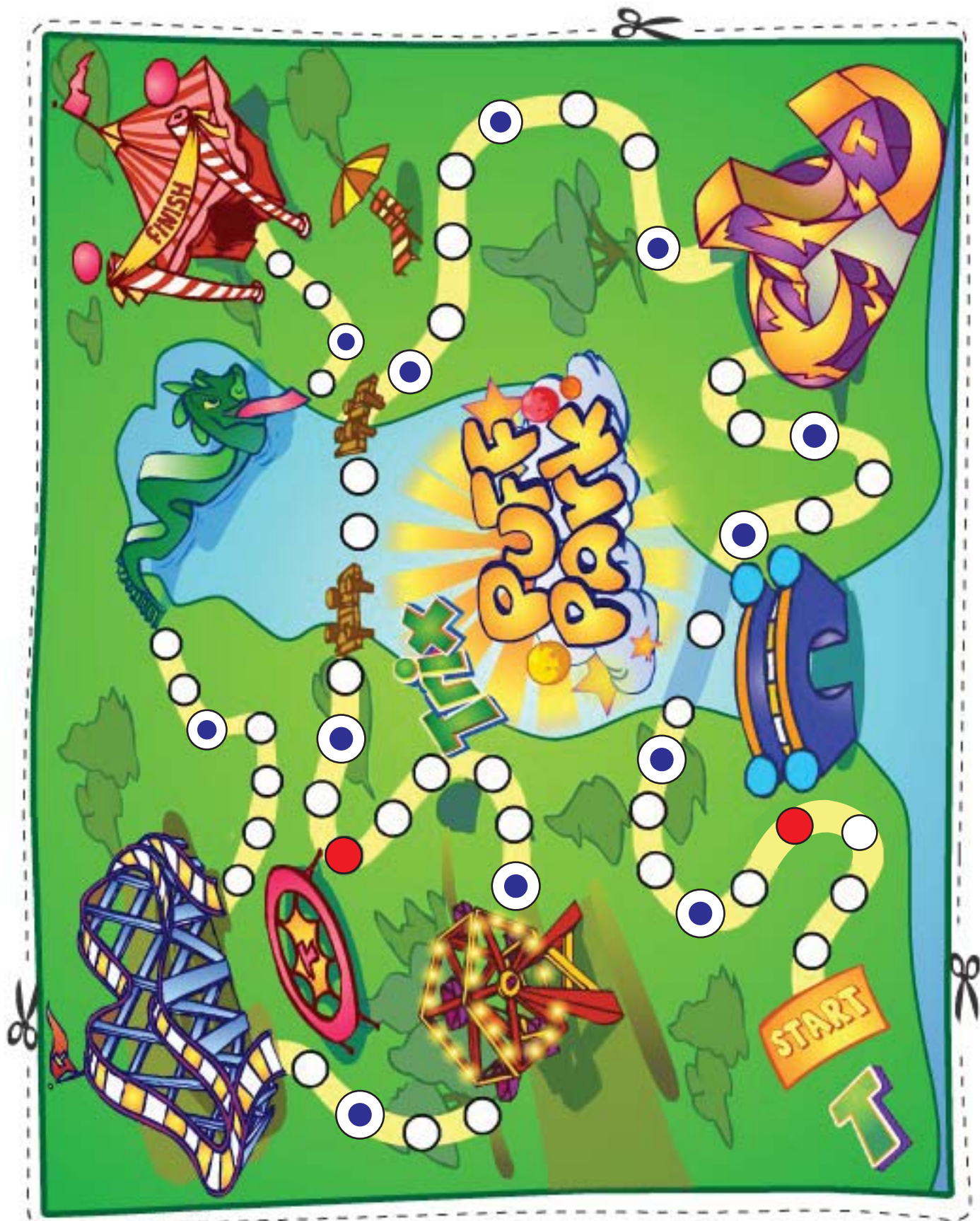
## Instructions:

1. Cut out cards and die along **DOTTED** lines.
2. To assemble the die, fold along **RED** lines then tape **BLUE** sides together.
3. Color each space in a Trix colour, using Lemony Yellow, Grapity Purple, Orangey Orange, Watermelon Green, Rasperry Red and Wildberry Blue

**3**

## How to Play:

1. Youngest player goes first.
2. Use the die **OR** pick a Trix cereal piece from the box.
3. Use a piece of Trix cereal as your game piece.
4. Advance to the nearest puff of that color.
5. If you land on a puff with a blue dot, you take a Trivia or Story Card and follow the instructions.
6. If you land on a red puff, you take a shortcut across the bridge or a trampoline.
7. The first one to the end of the Puff Path wins!



**Trix**



# STORY CARD



**Go forward 3 puffs.**

You had a complete breakfast for extra energy.



**Go forward 3 puffs.**

You shoot well at Puff Mini-Golf.

**Go forward 3 puffs.**

You're the best driver at the Trix Bumper Cars.

**Go forward 3 puffs.**

You learn how to juggle Trix puffs!

**Go forward 2 puffs.**

You find your way out of the House of Puffs.

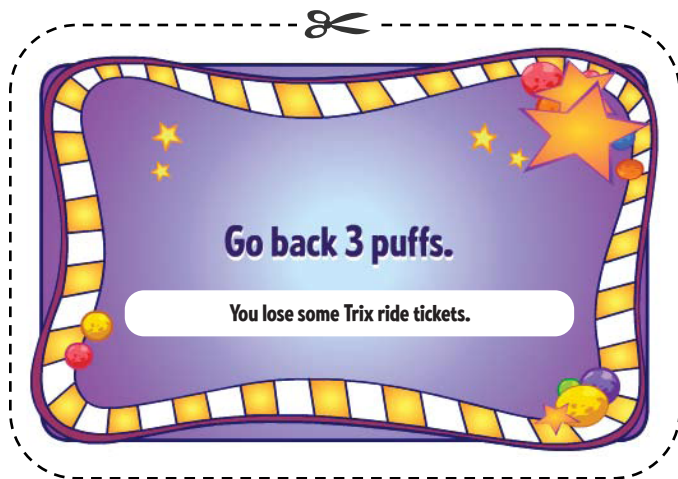
**Go forward 2 puffs.**

You're the fastest one at the Trix Go-Karts.

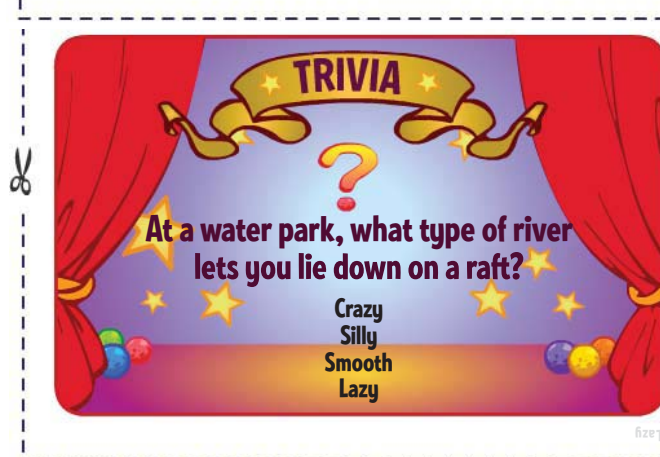
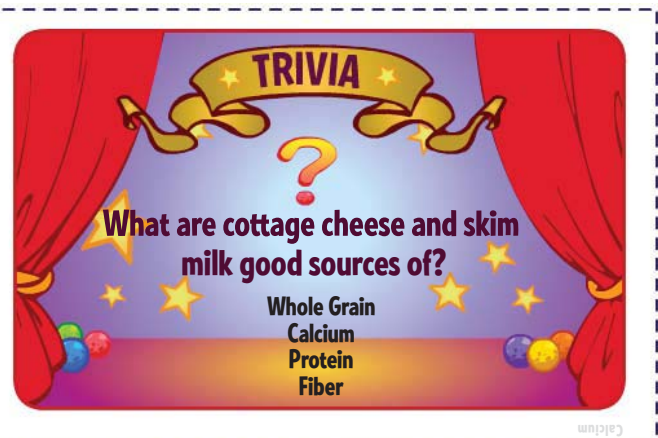
**Go forward 2 puffs.**

You sink one at the Puff Basket Shoot.

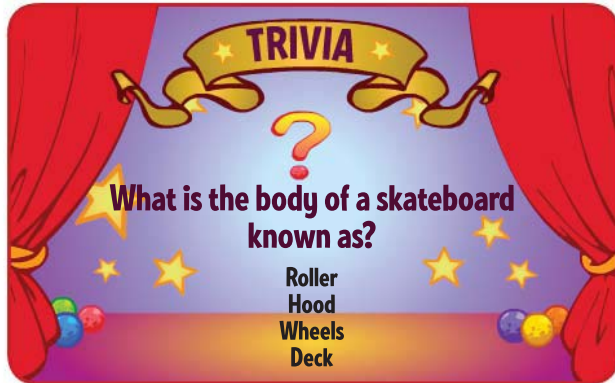




# TRIVIA CARD



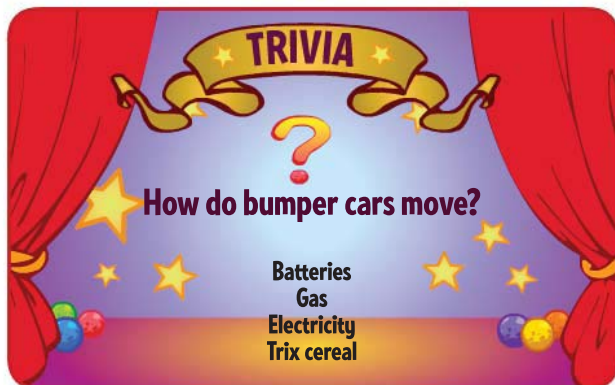




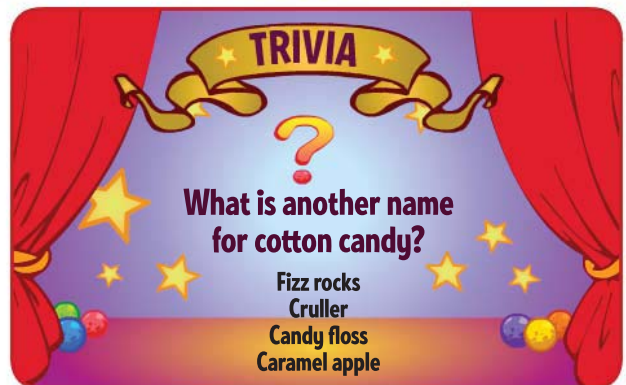
Deck



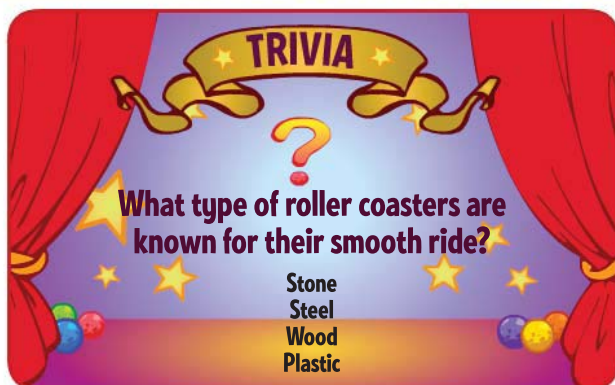
Rotate



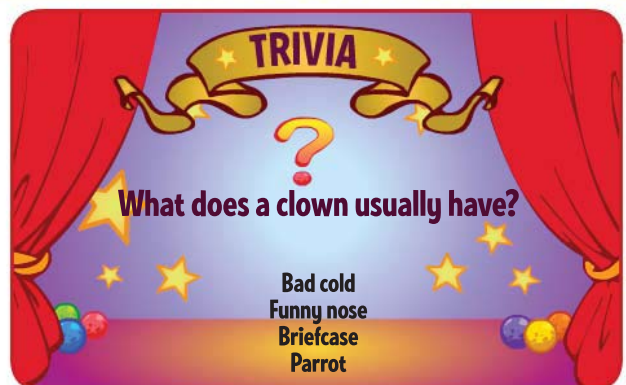
Electricity



Candy floss



Steel



Funny nose

# PRINTABLE DIE

