

Directions: Cut along dashed line with scissors.

Fold card along dotted lines so the bottom right corner is the cover.

Color, cut and paste holiday items on the next page... get creative!

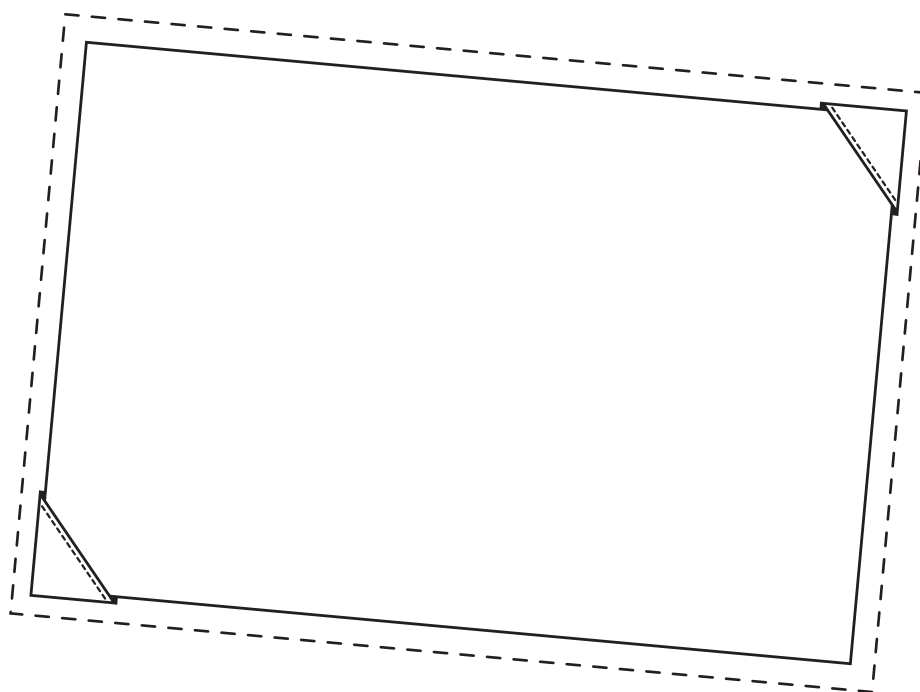



Seasons Greetings!

Made with love by:

(write your name here)



Directions: Color, and then cut along dashed line with scissors.
Paste or tape these items onto your holiday card!



Holly Hobbie and related trademarks ©TCFC. All rights reserved.
Visit Holly and friends at www.hollyhobbie.com