


Immunise
2 Protect
Against CHICKENPOX





How to print a document from your phone:

Android

1. Open the file you'd like to print.
 2. Tap the menu button.
It looks like three stacked dots.
- 
3. Tap "Print".
 4. Tap the drop-down arrow. It's located near the top of your screen.
 5. Tap the printer you'd like to print from.
 6. Tap the print button.
-

iPhone

With the iPhone, you can print with Airprint.

1. Open the document you want to print
 2. Tap the "share" icon. It will look like
- 
3. You should then see the word "Print" or a print icon. 
 4. Tap "Select Printer" and choose the printer you need to print from.
 5. Tap "Print" in the upper-right corner.

Email to a Computer

If for some reason this doesn't work, you can email a document or photo to yourself and use a computer at the library, internet cafe, or one a friend has access to.

Go to the file and click the "share" icon.

