
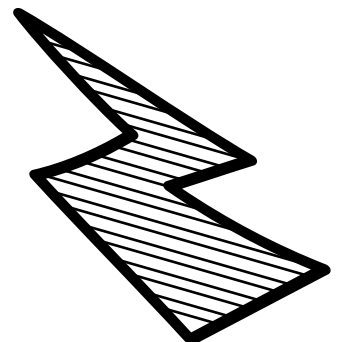




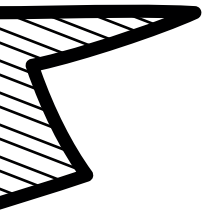




Immunise
2 Protect
Against CHICKENPOX



WELL
DONE!



How to print a document from your phone:

Android

1. Open the file you'd like to print.
2. Tap the menu button.
It looks like three stacked dots.




3. Tap "Print".
4. Tap the drop-down arrow. It's located near the top of your screen.
5. Tap the printer you'd like to print from.
6. Tap the print button.

iPhone

With the iPhone, you can print with Airprint.

1. Open the document you want to print
2. Tap the "share" icon. It will look like



3. You should then see the word "Print" or a print icon. 
4. Tap "Select Printer" and choose the printer you need to print from.
5. Tap "Print" in the upper-right corner.

Email to a Computer

If for some reason this doesn't work, you can email a document or photo to yourself and use a computer at the library, internet cafe, or one a friend has access to.

Go to the file and click the "share" icon.

