

FINAL REDOUBT PRESENTS:

#10018



TM

\*\*\*

Produced using  
the *Open Game*  
*License*.

For use with the  
5<sup>th</sup> Edition of the  
world's most  
popular  
roleplaying game.

\*\*\*

An adventure that  
spans ten  
thousand years.

Part One in the  
epic adventure  
path *The Moving*  
*Shadow*™.

For 2<sup>nd</sup> level  
characters.



**The Throne of God**™

by Robert J Defendi







And God wept.

It was the last days of the War in Heaven.

One thousand years had passed since a third of the Host fell, and in that time, your families stood on the parapets of Heaven, fighting beside angel and mortal alike. It was a long and painful war, and on this day, it ended.

But the fallen angels didn't fight alone. Slowly the mortals of Heaven—humans, elves, gnomes, half-lings . . . even the dwarves—defected to the other side. Worse yet, somehow the Fallen Host commanded not only the living, but the dead . . . creatures who walked about in direct defiance of God's laws.

But the battle went poorly for the Fallen Host and on this day they made a last, desperate attempt to take the Holy City of Heaven, the location of the Holy See, the seat of God's throne. After this battle, Heaven would stand or fall. . .

Welcome to the first adventure in *The Moving Shadow*<sup>™</sup>. This adventure, *The Throne of God*<sup>™</sup>, is the first of a ten-part adventure path that will take a group of characters through the Mortal Realm. Starting at 2<sup>nd</sup> level and taking the party to 20<sup>th</sup> level, this adventure path will take the world to the brink of destruction.

*The Echoes of Heaven*<sup>™</sup> is designed for use with four different game systems. These include games using the *Open Game License* (the third and fifth editions of the world's most popular roleplaying game), *Rolemaster*<sup>™</sup> (owned by Iron Crown Enterprises), and *HARP*<sup>™</sup> (owned by Iron Crown Enterprises).

This product contains stats for use with the *Open Game License* and the 5<sup>th</sup> edition of the world's most popular roleplaying game.

FINAL REDOUBT PRESS, INC.

All images and text Copyright © 2016 Final Redoubt Press. All Rights Reserved.

#1001B





This page intentionally left blank to preserve page spreads.



FINAL REDOUBT PRESENTS:



\* \* \*

Produced  
using the *Open  
Game License*.

For use with  
the 5<sup>th</sup> Edition  
of the world's  
most popular  
roleplaying  
game.



\* \* \*

An adventure  
that spans  
ten-thousand  
years.

Part One in the  
epic adventure  
path *The  
Moving  
Shadow*<sup>TM</sup>.

For 2<sup>nd</sup> Level  
characters.

# The Throne of God<sup>TM</sup>

by Robert J Defendi



# Credits

**Author:** Robert J Defendi  
**Line Editor:** Josh Peltier  
**Additional Contributions:** Scott Llewelyn  
**Cover Art and Trade Dress Design:** B.C. Hailes  
**Interior Art:** B.C. Hailes, Ian Johnston, R. C. Callender, Kevin Wasden, Robert J Defendi  
**Art Direction:** Christopher Mitchell  
**Pagemaking:** Wallen Ashcroft  
**Copy Editing:** Christine Fortune, Jennie Mollerup, Robert J Defendi  
**Publisher:** Robert J Defendi  
**Patron Saint of Usury:** Matthew P. Fitt

*But for the actions of a select few, Heaven would have  
Fallen on that day.  
—Carsidius 2:48*

## Editing, Development, & Production Staff:

Robert J Defendi, Scott Llewelyn, Josh Peltier, Christine Fortune, Bjorn Olsen, Jennie Mollerup,  
Christopher Mitchell, Wallen Ashcroft

**Web Master:** Robert J Defendi

**Play Testing:** Amanda Peltier, Angela Daley, Angus Carter, Aaron Smith, Bjorn Olsen, Brandon Leavitt,  
Brenda Llewelyn, Craig Lynch, Dan Willis, Gary Llewelyn, Howard Tayler, JC Carter, Jennie Mollerup,  
Jonathon W. Larsen, Josh Peltier, Kent Snow, Kori Emerson, Mark Giffune, Mason Emerson, Mat Daley,  
Matthew P. Fitt, Robert J Defendi, Michael Lowndes, Paul Updike, Rhett Akers, Rob Shirley, Scott  
Llewelyn, Sherrie Anderson, Stephen Johnson Timothy Gish, and Zachary Palfreyman.

**The Skunkworks Team:** Amanda Peltier, Angela Daley, Bjorn Olsen, Gary Llewelyn, Jennie Mollerup,  
Josh Peltier, Mat Daley, Matthew P. Fitt, Robert J Defendi, and Zachary Palfreyman.

**Special Support:** Heike A. Kubasch, Bruce Neidlinger, Tim Dugger, and Steve Long.

We'd also like to thank all the fans on the Iron Crown Forums who have shown so much support  
and enthusiasm, especially Allenrmaher, Buddha, Cormac Doyle, Grafton, Ictus, Ironmaul, Lichemaster,  
Lorenen, Maelstrom, Markc, Norin, PenDragon, Quasar, Smiling DM, and Yammahoper.

Rolemaster, HARP and Spacemaster are Copyright © 2006 Aurigas Aldebaron, LLC, Charlottesville,  
Virginia, USA.

Rolemaster™, HARP™ and Spacemaster™ are trademark properties of Aurigas Aldebaron, LLC; no  
unauthorized use permitted.

Copyright © 2016 by Final Redoubt Press. All rights reserved. No reproductions without permission.  
Produced and distributed by Final Redoubt Press, 2072 Weeping Willow Way, Eagle Mountain, UT, 84005.

0 9 8 7 6 5 4 3 2 1


First Printing, February 2016

ISBN: 978-0-9818802-1-1

Stock #1001B



# Stanor Monastery




Surface Level

One Square = 5'



# Stanor Monastery

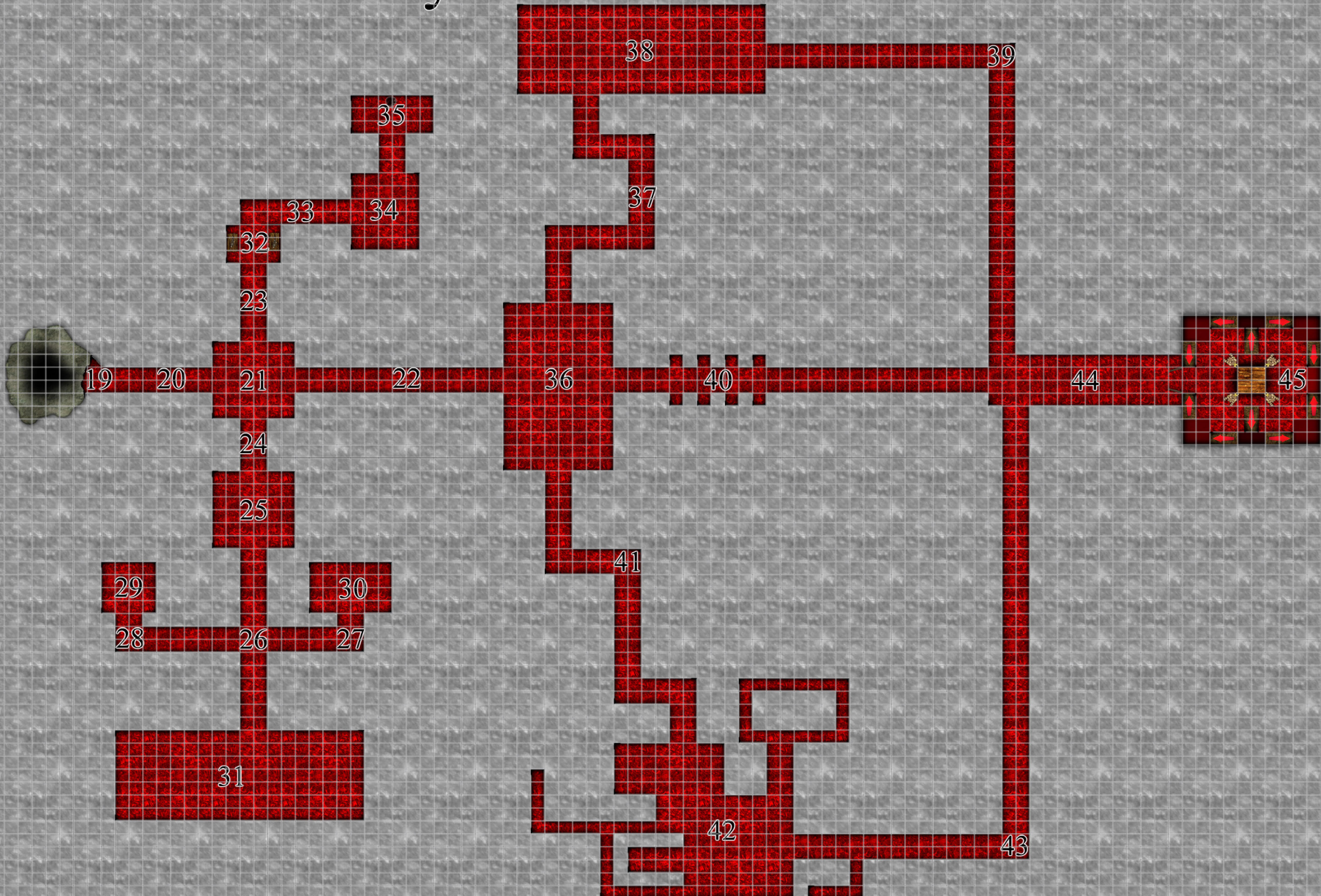


Catacomb Level

One Square = 5'



# Stanor Monastery



# Ulcer Level

One Square = 5'





# Teaser

## Introduction

Welcome to the first installment in *The Moving Shadow* adventure path. This installment, *The Throne of God*, is the first of a ten-part series that will take a group of characters through the Mortal Realm. Starting at 2<sup>nd</sup> Level and taking the party to 20<sup>th</sup>, these adventures are a part of a story that will take the world to the brink of destruction. The actions of a few may save the many, and a band of heroes will stand between civilization and apocalypse.

Many adventures in *The Moving Shadow* adventure path comes with a sourcebook. Included with *The Throne of God* is *The Echoes of Heaven Campaign Setting*, wherein the reader can explore the Mortal Realm and—in a bonus section—the country of Ludremon.

These adventures are statted with versions for four different games: these are the games using the **Open Game License** (for use with the third and fifth editions of the world's most popular roleplaying game), plus **Rolemaster** (owned by Iron Crown Enterprises), and **HARP** (owned by Iron Crown Enterprises).

This product contains stats for use in the 5th edition of the world's most popular roleplaying game.

To continue, you must first decide whether to run these adventures in the Mortal Realm or in another game world. If you intend to run in the Mortal Realm, you should begin by reading *The Echoes of Heaven Campaign Setting*, paying special attention to the sections on culture and the Church, as well as the kingdom of Ludremon. Then you should read this adventure and carefully note the power level of the encounters. Some of these are meant to be difficult—nearly fatal—and you should be careful to make sure they are not too tough or too easy for your game table. Even in

two groups who use identical rules the level of powers in the respective characters will vary, if only because of the way the GM adjudicates rule calls.

This adventure is the first in a series, but it's intended for characters at the 2<sup>nd</sup> Level of play. If you intend to run the Teaser, then you should have each player make a character and raise him to 2<sup>nd</sup>, but keep a record of the 1<sup>st</sup> Level version. These will be used in a future Teaser. The Teaser is probably most interesting if the players make their character without knowing that they will be fighting in Heaven.

If you intend to start the characters without the Teaser, you may want to run the characters for a while until they reach the appropriate Level of power. This will give them a shared history within the game. In the Teasers, this shared history is revealed bit by bit, in flashbacks during future adventures. Without the Teasers, that shared history can be achieved through a series of preludes.

One final note. We've written these adventures with the novice GM in mind. Because of this, we take a bit of time to explain how to handle certain in-game issues, such as story construction and player free will. If you are not a novice GM, feel free to skip these sections.

## Adventure Background

Three months ago, an Ulcer began to form underneath Stanor Monastery. The monks didn't detect it until it was too late. When the Ulcer burst through into the catacombs, Cambions led by Búmak—a Demon of Deceit—stormed the Monastery, killing everyone inside.

With Hobgoblins in place as the monks, Búmak built an army, harvested the dead in the catacombs, and allowed the Ulcer to grow and solidify. His plan

### Characters

At first blush, it might seem like characters designed for the Teaser would be Saintly creatures, people too good for this world—people without faults. This is wrong. The Fall of Heaven wasn't as cut and dried as one might think. The second fall of Angels is symptomatic of a greater problem, a terrible gloom that fell over Heaven after one-thousand years of war. Post traumatic stress, survivor's guilt, and terrible phobias are just some of the symptoms many of the Mortals carried by the end. In other words, the characters can be as flawed as the players want. If, when given the choice between good and evil, they would eventually choose good...that is enough.



# Teaser

was to bide his time, to allow the Ulcer to become permanent before he made a move.

The rest of this background happens during the adventure, between *Party Meets Man and Daughter* and *The Disappearance*. Since it happens off-screen, we will describe it here.

A young girl wandered off from her father's supply wagon and discovered one of the Hobgoblins. Búmak acted quickly, seizing the girl and having his Hobgoblins—cloaked in illusion, of course—pretend to search for her. When the search yielded nothing, he sent the father on his way.

Búmak had been planning this for years. Decades ago he had the holy relic in the nearby cathedral stolen and replaced with a corrupted, unholy version. Powerful illusions kept the corruptions hidden and for years it has lain in place as Búmak worked to create his Ulcer. He waited for the plan to come to fruition, hoping that the Ulcer would have formed fully enough that the relic was never needed.

When the little girl went missing, he knew someone would try to use the relic to close the Ulcer. This was part of his plan. He knew that he could accelerate the formation of the Ulcer with two ritual elements, the sacrifice of an innocent and the use of the relic itself. The only question was how long the final formation would take. He discovered that the purer the heart of the person who killed the innocent, the more potent the effect would be.

He had minions in place at the nearest village targeting an innocent when the little girl wandered into his grasp. Astonished by his own luck, he pulled back his forces and prepared for coming of the heroes who would try to abort his fledgling empire.

## Adventure Summary

The following is an overview of how an average adventuring party might move through this adventure. We've broken the adventure into a Teaser and three Acts, and each is listed below.

### TEASER

The story begins during the Fall of Heaven. Here, a group of characters fight a holding action on the walls

of the Holy City, the home of God. It is the final push of the Fallen Angels, their Mortal minions, and the new force rising in Heaven...the Undead.

As the party fights, the unthinkable happens, and a second third of the Heavenly Host betrays those loyal to God. The Fallen Angels now outnumber the Faithful two to one, and the lines crumble. The party receives orders to fall back to the Holy See and protect the Five Prophets of Mortality.

The party races through a rain of angel-dropped debris until they reach the Holy See, the diamond castle in which God lives, where his light shines out upon all of Heaven. The party should be able to make it through to the Five Prophets (one for each Race) and there they find the Prophets casting a mighty Ritual. Realizing that the Prophets are at their most vulnerable, the party sets up defensive positions in one of the main halls.

Only then does the Fallen Angel appear. The fight is hopeless, but the party fights. They don't need to win, though, only to delay. At the last possible moment, the Prophets finish their Ritual and a brilliant light overtakes everything.

### ACT ONE

Ten thousand years later, the world has changed. The Five Prophets have split it into Heaven, Hell, and the Mortal Realm. If the party played the Teaser, they awaken here, confused and alone. This is a horrible, brutal place, and they feel very lost.

Whether or not they've been in Heaven, they stumble upon a young priest, out in the countryside, singing a hymn and lost in his thoughts. As they watch, he is attacked by a group of Hobgoblins. They rescue him, and he insists the party return with him to Belm—the capital of Ludremon—as his guests. If they tell outlandish stories of the War in Heaven, they've found one of the few people who will believe them.

The party and the priest go to the Cathedral at Belm. There the priest—his name is Cathon—leaves them to meet with the Cardinal. As they wait, they meet a young father and his little girl. They also meet a priest named Weracy, who is abused and tormented by his fellow priests.







# Teaser

After they've roleplayed the previous encounters, Cathon will reemerge and bring them to meet the Cardinal, who will also believe their tales (he knows Cathon has prophetic visions, and he listens to the priest's feelings on these matters). During this meeting, the characters might have their first exposure to the concepts of Ulcers and holy wars. The Cardinal finds them rooms in the city.

During the next day, the party has an opportunity to meet and roleplay with several different people. All this comes to an end when events begin to move very quickly. The young father, in tears, is issued in to see the Cardinal. The party discovers the reasons the other priests torment Weracy: he has a young girlfriend in the city and might give up his hope of a career to marry her. Then the father returns and the party discovers that his daughter went missing this morning when he delivered goods to a monastery to the Saint Sepinus. While the party is trying to process that, someone steals the holy relic that was kept in the altar—supposedly a splinter of the throne of God. Finally, the party discovers that Weracy is missing.

The Cardinal is distraught. He likes Weracy and doesn't want the boy to throw his life away, but the monastery is off limits to anyone of Weracy's order. He asks the party to track the boy down and stop him from entering the monastery grounds. Hoping to find the little girl as well, the party leaves.

## Act Two

Tracking Weracy isn't very difficult, and the party knows exactly where he's going. They arrive at Stanor Monastery after a few hours, just in time to see Weracy sneaking into the chapel. Thinking they can still get him out with no one the wiser, they approach, only to discover that the monks are actually Hobgoblins. They kill the Hobgoblins and investigate the surface level of the Monastery, finding snippets of the teachings of Sepinus and the three Paths of Life among the ruins of the monastic life. It isn't a large leap to realize that the monastery is actually an Ulcer.

A trap door in the chapel leads down to the catacombs. Here they find the tombs mostly harvested, but further investigation leads them to the easternmost room, where Hobgoblins labor to widen the

opening into the Ulcer. After a brief fight the party manages to get into the Ulcer proper. Here, above a bottomless pit, they find a Wind Wraith torturing Weracy. The party defeats the creature and climbs down, entering the Ulcer level of the adventure.

But when they talk to Weracy they realize that he has had a plan all along. He stole the relic to close the Ulcer. Now all that the party has to do is deliver him to it.

Below the party finds preparation and storage rooms for the Undead. Fighting their way through, they eventually make it to the Ulcer's second to last line of defense, a manifestation of the Life Paths of Sepinus. Little does the party know, however, that Búmak the Demon has managed to twist the paths. The paths are not labeled for the qualities the characters should use to get by, but rather the qualities *they shouldn't* use to get by. Unwittingly, the party members enter the path of their weakness, not their strength.

After braving the paths, the party is met with one final temptation, and they must weather their greatest desires to fight through to the final room. Here they will face Búmak, and his final deceit.

## ACT THREE

When the party casts the relic into the maw of the Ulcer, it makes the Ulcer stronger, not weaker. Worse yet, Búmak has used his illusions to switch places with the little girl. It is his intention to make the *party* kill her, completing the Ritual and bringing the Ulcer to full glory. The party fights a hard battle, but in the end, Búmak falls.

The party gathers up the girl and Weracy and they limp back to Belm. There, the Cardinal congratulates them and Weracy decides to marry his sweetheart, sacrificing a career in the Church. The party has succeeded.

For now.

## Troubleshooting

The most important element in any adventure is free will. You cannot railroad a party into doing what you want and still produce an ideal adventure. Therefore,



# Teaser

it's very important that you never try to force the party along the plot described above.

So what do you do if they strike off on their own?

It takes a gentle hand to keep a party and a storyline on the same path. The primary thing to remember is not to try to force them back along the way, that is the intention of the Dramatic Purpose descriptions, outlined below.

If a party decides to go the wrong way, the easiest way to kick them back on path is to have someone talk to them. Perhaps they've chosen so wrongly that the Cardinal meets them and begs them to do the right thing. Perhaps they've wandered off the path and they meet a local who can tell them how to get where they are going. Perhaps they've become confused after meeting Weracy, and Weracy can simply remind them what they need to know. Just because a character is an NPC doesn't mean he's stupid.

If that doesn't work, try to entice them back. Smoke on the horizon always gets a party's attention. A destroyed caravan with the treasure carted off is an eye-opener as well.

If the party insists on doing their own thing, let them. It can take a while to get them back on track but don't let that stop you. Bring them back gently, in stages.

The worst thing you can do is say, "Because the adventure says so." If the party catches Weracy too early, so be it. If they leave without all the clues, let them. Never put them in a situation where the plot of the story is more frustrating than interesting.

Above all, let them have fun. If they figure out a way to kill the Demon early, don't force the climax as written. Think of this entire adventure as a guideline, not as a script.

## Dramatic Purpose

Every major event in this adventure has a Dramatic Purpose. These are explained so that the GM can better determine what to do if the party goes off-book. If an encounter's Dramatic Purpose is critical (like the Act Two twist) then the GM will know that it *has* to happen somehow. If it's less important, he'll know he can skip it.

One thing to remember about Dramatic Purposes is that not only are the big ones important. If you run an adventure with no easy combats, the players will feel exhausted, maybe even desperate, and they might stop enjoying the game.

If a group diverges wildly from the written adventure, let them. Take the Dramatic Purposes of the encounters they skip and invent new encounters that serve the same ends. If the party has somehow skipped all the easy fights, or Heaven forbid messed them up so badly they weren't easy anymore, invent some *new* easy fights and drop them in the party's path.

Maybe the party abandons the adventure entirely and refuses to go back. If so, who are we to say they did wrong? Take the remaining dramatic events and

### The Dirty Little Secret of Good Story Telling

Not many people will admit to it, but most GMs have done it. We lie. We fudge a dice roll, we influence a result. There's nothing wrong with that, as long as it makes the adventure more—and not less—enjoyable. For instance, in one of the play tests of this adventure, the characters saw Weracy sneaking into the chapel. Instead of following, one of the characters forgot the primary rule of weapons use (never point a weapon at something you don't intend to destroy). He shot an arrow at Weracy, got a critical, and killed the man dead (it wasn't a 5th Edition playtest, but if you had *Combat Essentials 1: Critical Matters*, you could experience the joy of an out of control event in 5th Edition too). Now, the GM didn't tell him he couldn't do that, and he didn't let Weracy die because the man had vital information the party still needed, and he felt that it would be more enjoyable if Weracy lived than if he died. Instead, he fudged the combat results slightly so that the group's healer was able to save the man. Now this added the new problem that Weracy wouldn't be in the room he was supposed to be in the Act Two twist. Still, the GM decided that the free will of the players was more important than the storyline and he let them find out what was going on before they even entered the Ulcer. He trusted the characters to do what was right and push on, and in the end, none of the players knew that they had done things out of order (although they did learn not to shoot weapons at people they didn't mean to kill).







# Teaser

create new ones for the party, following their path. It might not be this adventure, but it will be *an* adventure, and it will be a lot more fun than arguing about whether the party is ruining the GM's plans.

As long as all the purposes are served, you will have a workable story, probably even a good one. It doesn't matter if it isn't the story you set out to tell. Gaming is a collaborative effort, after all.

## Running the Adventure Path

This installment is part one in a ten-part ongoing adventure path. This brings up some issues one wouldn't have in a stand-alone adventure.

### DOWN TIME

It's very possible that someone will want to run these adventurers before the entire series has been released. It's likely that a game group may therefore finish an adventure before the next one is available.

We've taken this into consideration. You can't run a ten-part adventure and not expect to take some side trips. Don't worry if you need to—we've built downtime into the story between each adventure. Near the end, it might be nice to run the adventures concurrently, but there's no point in this series where you *must* play one adventure directly after the one before.

### EXPERIENCE AND TABLE PACING

If you're running these adventures in a series, then the issue of experience will come into play. Some groups might want to do the adventures one after another. Others might have ten sessions between each adventure (especially if they meet often while waiting for the next release).

The thing to remember about experience is that it's all arbitrary. Many GMs ignore official experience guidelines altogether. Some have home systems. Some just assign experience by story points, some by number of sessions, regardless of session content.

The important thing to remember is that no experience system is set in stone. If you have multiple ad-

ventures in this series and you wish to run them back to back, then a party will need to gain two Levels in a single adventure. If you want to run eight adventures between, then they need to average a fourth of a Level each adventure. It doesn't matter how fast a group advances as long as everyone understands what to expect and why to expect it. If you tell a party you want to game every single night but the next adventure isn't out for two more weeks, they'll understand they might need to advance more slowly.

## Playing in Another Game World

If you wish to run this adventure in another world, whether your own or one produced by another company, that's okay as well. It might take a touch more work, however.

Changing the name of Belm to be a major city in your world should be easy. As for the Church, try to find a mostly good or neutral church. A little corruption wouldn't hurt the flavor of the adventure. The idea of a holy relic can't be a foreign one, and evil must be able to hide corruption from the magic of good.

The same thing is true for the Order of Sepinus. Either find a second church to fit this bill (it would explain why they are touchy about Weracy entering the grounds) or find or build an order within the main church that could have monks dedicated to silence and inner contemplation.

Those are the hard parts, because they are what the party must interact with most often.

What would seem, at the first, to be the most difficult issue is the easiest. Ulcers are a common enough occurrence in the Mortal Realm, but in another world, they might be alien. If that's the case, all you need to do is come up with a way for the church to know this might be coming. Cathon has prophetic visions...maybe he foresaw it. Weracy could have put much thought into how to close one of these, and that's why he's ready to act suddenly when he finds the rotting fruit in Act One. All that leaves is the root cause of the Ulcer.



# Teaser

But in the over-arching swoop of the story, the characters will come to realize that Búmak is not the one behind all this. With a Duke of Hell (or whatever plane you would like) working behind the scenes, it isn't hard to imagine the ultimate nemesis hatching a plan that would begin with this little piece of hell on earth. Perhaps he's the only one to figure out a way to make an Ulcer. Perhaps he's even done it before, and no one has ever noticed. There is much evil in most game worlds. It might take some time to recognize an Ulcer for what it is.

## *To Tease or not to Tease*

If you've decided to run this adventure in the Mortal Realm, you must decide whether to run the Teaser. The Teaser is optional. Each adventure comes with one, and through them, you will play out a mini-story that maps out the characters' adventures in Heaven.

So you must decide, is the Teaser right for your group?

### **Character Backstories**

It can be great fun to run an entire pre-written adventure path or campaign, and it certainly saves on the prep time, but unless you put in a little work of your own, there will always be something hollow and mechanical about it. It's much better if you mold the story to your characters, let them have a personal stake, and allow them to explore their own story throughout. Now, it's probably best if you ask for character backstories after the Teaser, and if you get good ones from your players, then run with that. Find a way to tie those in to every adventure. Make them a *personal* journey.

But you might have certain players that aren't good at that aspect of roleplaying. That's okay. We've included six character backstories and ongoing associated plot ideas in every adventure. Later, around episode five, we'll add two more for "pickup" characters. One, *The Sentinel*, only unlocks if one of the characters takes a certain action in that adventure. The other, *The Betrayer*, first comes into play in adventure 5, but the character it ties to could be introduced before, or as late as the sixth adventure.

By running the Teaser, you have placed your characters in a different frame of reference than anyone else in the world. They will have a unique perspective on events, on customs and on the nature of the Church. They won't know anything others don't (except for irrelevant details, like the street names in the Holy City). The Teaser will not make them any more powerful.

But for those who would like this Teaser, there is a powerful element of wish fulfillment. These people are veterans of the greatest war ever fought. They've known Angels personally. They've witnessed one of the greatest eras of history.

It all boils down to that. If you think your game group would find those wish-fulfillment aspects appealing, then run the Teaser. If you think it's not their thing, then it will probably come off as a silly gimmick. Let your group be your compass.

There is one last note about the Teasers. While it's true that characters should always have the option of going off-book, there are elements of later Teasers where things will happen to the characters the players might not like. Most notably, characters will be charmed into working for the evil side. While certain players will enjoy that roleplaying experience, others will feel like they've been robbed of their free will. If playing this kind of capture, redemption, and revenge story isn't something your players will like, don't run any Teaser after the one in this adventure.

## *Assorted Names*

In any adventure, the party will run across people who aren't listed in the text. The GM might have to come up with several names in a single locale. Because of this we've provided a list of some general Ludremonian names. Feel free to use them on characters the party meets along the way.

**Male names:** Ackim, Alucy, Argel, Chrayn, Cress, Daley, Dan, Dird, Garley, Granther, Ian, Jatón, Jurlin, Kenneth, Lair, Lary, Lerlan, Naye, Penever, Phinald, Pielyn, Ran, Ren, Reson, Scoralie, Scossamin, Viles, Wentholas.

**Female Names:** Calotte, Coline, Dierre, Donna, Gela, Gienie, Gwen, Gwenet, Heneresa, Jalie, Jelesa,





# Teaser

Jinsey, Jonna, Jurovina, Katie, Leanne, Louise, Nissa, Remy, Stacey, Venessea, Vicola, Vingonia, Wermma.

The family names of Ludremonians probably sound like the first names above in their own language, but Ludremonian is the default language of the setting (meaning it's the one translated most directly into English). So it's fine to give them names that have English or slightly-distorted English meanings such as Smith, Allred, and Atwell.

## Adventure Difficulty

As we said before, the power level of every game table is just a little different. So although this adventure has been playtested, it's impossible to test the difficulty of the adventure against the exact power level of every table.

It's difficult to change the challenge level of an encounter in the middle. However, a *great deal* can be done between battles. A GM should adjust encounters if he feels they've been too easy or too hard. As long as the game remains fair, a little adjustment on the fly can be a good thing.

One final note. It's generally best to let the final battle run once it's started. This is usually the most dangerous part of the adventure and players *need* to feel like they can die. So although some fast and loose play can be a good thing during most of play, if they are in trouble and it's your fault, when the climax comes, the GM should probably let the chips fall where they may.

## Campaign Cartographer

All maps in this adventure were designed using ProFantasy's Campaign Cartographer™. You will find versions of the maps built with both Campaign Cartographer 2 and 3 included with the PDF version of this product and some on our web site ([www.FinalRedoubt.com](http://www.FinalRedoubt.com)) as well. This will allow you to print these maps at any scale, including 1"=5' for miniature use. If you don't own the program, ProFantasy provides printing and viewing software on their website that you can use to print these maps. Go to [www.Profantasy.com](http://www.Profantasy.com).

Campaign Cartographer is a trademark of ProFantasy Software Ltd.

### Dramatic Purpose

The Dramatic Purpose of the Teaser is to draw the players in, hopefully before a single die is thrown. In a television show, the Teaser is the part of the episode that comes before the credits, lasting anywhere from thirty seconds (for shows like the long defunct *Enterprise*) to more than ten minutes (for shows like *Madam Secretary*). The Teaser is (relatively) short, to the point, and usually set up to end in a cliff hanger to keep the viewer from changing channels.

Our Teaser serves much the same purpose. In it, the characters start in a unique environment . . . the final days of the War in Heaven. This will be a brief and violent opening that will hopefully set a tone for the rest of the game . . . if it's used. The Teaser of this adventure (and the upcoming Teasers in the same series) create a story line, not quite chronological, of the characters and their battles in the last days. The Teaser is optional.

## Teaser

The Teaser begins ten thousand years before the rest of the adventure. The War in Heaven has raged for a thousand years and the forces of Heaven believe they're winning. Only the Five Prophets and God Himself know that a second fall looms on the horizon, and when it comes, Heaven will fall with it.

The characters have known one another for some time. They're all veterans of the War, although they're young veterans. When the adventure opens, they're standing on the walls of the Holy City, preparing for the final battle.

## THE INITIAL BATTLE

The adventure opens moments before the final battle. Read or paraphrase the following:

---

*And God wept.*

*It was the last days of the War in Heaven.*



# Teaser

*One thousand years had passed since a third of the Host fell, and in that time, your families stood on the parapets of Heaven, fighting beside angel and mortal alike. It was a long and painful war, and on this day, it ended.*

*But the fallen angels didn't fight alone. Slowly the mortals of Heaven—humans, elves, gnomes, half-lings...even dwarves—defected to the other side. Worse yet, somehow the Fallen Host commanded not only the living, but the dead...creatures who walked about in direct defiance of God's laws.*

*But the battle went poorly for the Fallen Host and on this day they made a last, desperate attempt to take the Holy City of Heaven, the location of the Holy See, the seat of God's throne. After this battle, Heaven would stand or fall.*

*You stand on the walls of the Holy City as the enemies of God array on the field below. Around you, mortals and angels flex limbs and wings, adjust armor and limber weapons. The light of God shines from the Holy See behind you, illuminating the walls, the fields, all of Heaven. The sky arches high above, fluffy white clouds reflecting God's radiance back down on the world below.*

*Then a rumble builds in the army amassed below. Crea-*

*tures tense in blackened armor, brandishing vicious weapons. A pulsing sound rises above the rumble, a thousand weapons beating against a thousand shields. Your mouth goes dry. The pounding fills your ears until you're afraid they'll burst. The sound mounts and mounts and mounts.*

*And then they charge.*

Since this opening should probably be a surprise, the players might have several questions at this point. Answer them briefly, but force the events to the fore. It's important here to make the players feel that things are rushing forward whether they're ready or not.

The hordes of the Fallen Host charge the wall. Angels fly into the air, the Mortal and Undead crea-

tures of the enemy army crash into the walls. Play up the chaos, the confusion, the terror of the battle.

The enemy Skeletons are ready for a siege. Altered so they can climb like spiders, they scurry up the walls. The defenders manage to smash them down by the score, but the first wave forces its way onto the battlements.

Four Scaling Skeletons, crest the wall. The party must destroy them to hold the defenses.





# Teaser

**SCALING SKELETONS:** Medium undead; LE; AC 13 (natural armor); hp 13 (2d8+4); Spd 30 ft., climb 30 ft.; Str 10 (+0), Dex 14 (+2), Con 15 (+2), Int 6 (-2), Wis 8 (-1), Cha 5 (-3); Damage Vulnerability bludgeoning; Damage Immunities poison; Condition Immunities exhaustion, poisoned; Senses darkvision 60 ft., passive perception 9; Languages Understands languages it knew in life but cannot speak; Challenge 1/4 (50)

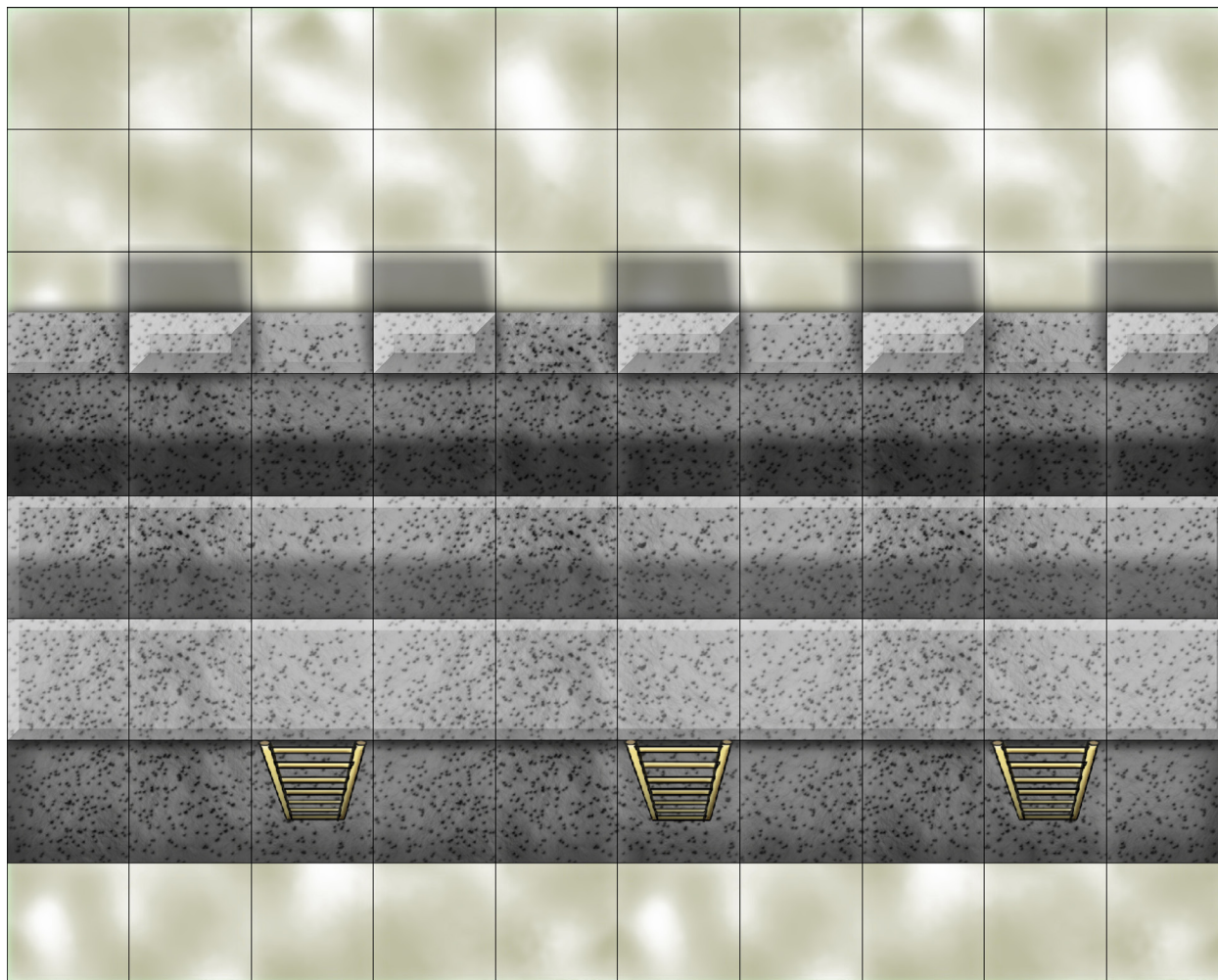
## *Infernal Taint.*

**Shortsword.** *Melee Weapon Attack:* +4 to hit, reach 5 ft., one target. *Hit:* 5 (1d6+2) piercing damage.

## Tactical Notes

This Encounter takes place on the walls of the Holy City of Heaven. The wall is about one hundred feet high and twenty wide. It's built with tiers for fight-

ing. The first tier is at the one hundred foot mark and next to the merlons and crenels of the battlements. Here the soldiers fight creatures trying to come up the wall. Behind that band, 5 feet wide, you'll find the next tier. It's 5 feet wide as well but two and a half feet higher, so pikemen can attack down over the heads of the front line. Behind that is another tier two and a half feet taller, for archers. Behind that is a 5 feet drop to another tier, on the same level as the first, for defenders from the rear tiers to hide should there be a problem with their elevation exposing them to attack. This tier has ladders that allow access to the archers' tier. It takes an extra 5 feet of Movement to climb a tier. If a character is forced up a tier, and they don't have enough movement to climb, they fall Prone on the new tier.





# Teaser

## Dramatic Purpose

This fight serves dual purposes. First, it's a simple, fun fight, easier than normal because of the character's Advantage. It's usually good to start with a straightforward battle (especially at the beginning of a campaign). There's a strong wish-fulfillment element to role-playing and you satisfy that by letting the players feel competent, powerful. Once a player feels like their character is unbeatable they begin to strongly identify with them, and only then does threatening the character make the player feel the proper level of excitement.

The second purpose is more mechanical. This being the first adventure in an adventure path, it's likely there are players who've either never role-played before or who've never played in a *5th Edition* game. Starting with a nice, normal battle allows everyone to get a handle on things like initiative, attack resolution, and house rules on actions, and table chatter.

One final note: whereas above we advised to push things forward, that is only true from a storytelling aspect. Once combat starts, be aware of any new players and their frustrations. It's acceptable for a player to feel like they're in over their heads story-wise. It's *not* acceptable for them to feel the same way about role-playing or the rules of the system. If a player gets confused or frustrated, stop everything and make sure to address that player's concern. Sometimes, a more experienced player can help out, explaining everything slowly while the GM pounds on the adrenaline in the other aspects of the battle.

## The Attack

The Scaling Skeletons will come up the crenels. They have Disadvantage from this position, and any attacks made by defenders will have Advantage.

The Skeletons will try a Strength Contest against any character trying to stop them from climbing through the crenels. If they succeed, the defender is pushed onto the next tier. He must make a Dexterity Saving Throw (DC 10) or fall Prone. Once a Scaling Skeleton achieves the wall, they will fight normally.

## Turn Undead and Other Forced Movement

The Undead are in a precarious position, but their modification for climbing walls gives them somewhat better positioning. If a Scaling Skeleton is forced back 5 feet or are forced to flee, it will simply slip down the wall. If they are moved back more than one, and they aren't moving on their own, they will fall and die.

## Scaling Notes

The encounters in this adventure assume a four-person party. In this encounter, pit the party against an equal number of enemies.

## THE SECOND FALLING

As soon as the players win the battle, allow some time for more questions. Make sure they realize

## The Son of Prophecy

On the day of the Son's birth in Heaven, every old woman in his village had the same nightmare. In it, they dreamed that he would grow to skill and power, and then, in the last weeks of the Great War, he would sow the seeds that destroy Heaven.

The Son grew and joined the forces of the Faithful. He even served behind the lines of the Fallen Angels for a time, but he never did anything that could be construed as destroying Heaven. In fact, he'd forgotten all about the prophecy until that moment in the hall, when the Prophets finished the Sundering and paradise was lost.

Now, the Son wonders what really happened. He knows he didn't do anything to bring about the fall of the Holy See. The Prophecy seems strangely wrong and right at the same time. It's only in future Teasers that he will realize that his memories are damaged. Things happened in Heaven, before the Sundering, that he's repressed or remembered incorrectly. Could the entire end of the Great War be all his fault after all?

The Son of Prophecy can be any Race or Class appropriate to a character in the Teasers. Though we used the male pronoun, either sex is equally valid. His story will only be told in the Teasers to come, so don't use this backstory unless you intend to run them all.





# Teaser

little details that will be different between Heaven and the Mortal Realm...for instance, the only light source is the light of God himself, in his diamond palace of the Holy See (behind them). Details like this allow the players to roleplay properly later when everything changes.

As soon as the momentum of the game seems to drop, read or paraphrase the following:

---

*For a moment, the battle around you lulls and you have time to breathe. You watch the hordes of the fallen crash against the walls, sudden and brutal, animal in a way that makes you shiver. You're watching the unholy, the blasphemous, something dark and feral.*

*Then a cry goes up in the air above you, the sound of hundreds of angels crying out in pain and rage. You look around and see that half the remaining Host has turned against the other half. Angel fights angel, and tumults of feathers, sweat and blood hang above you in the sky.*

*Only the mortals remain ready to defend the walls. With the Host fallen upon itself, there are only you and those like you to defend against the horde of mortal and angel alike. The defenses are falling.*

*And there's nothing you can do about it.*

---

As the party braces for attack, the first Humans reach the top of the wall. There are two soldiers.

**HERETIC SOLDIERS:** Medium humanoid (common man); LE; AC 16 (chain shirt and shield); hp 16 (3d8+3); Spd 30 ft.; Str 13 (+1), Dex 12 (+1), Con 12 (+1), Int 10 (+0), Wis 11 (+0), Cha 10 (+0); Senses passive perception 12; Languages Divine Tongue; Challenge 1/2 (100)

**Longsword.** *Melee Weapon Attack:* +3 to hit, reach 5 ft., one target. *Hit:* 5 (1d8+1) slashing damage.

## Tactical Notes

This battle follows the same tactical notes as the previous one. There is one notable exception. If a Heretic Soldier is pushed back 5 feet off the wall, he must make a Dexterity Saving Throw (DC 15) to catch his ladder.

## Scaling Notes

If the party consists of three members keep the same number of enemies. If there are six PCs, increase the number to four. At eight PCs, add another soldier. For nine or ten, add another.

## Heavenly Characters

There are some ground rules for making characters who were born in Heaven. Most of this is common sense if you are familiar with *The Echoes of Heaven Campaign Setting*, but these notes serve as a guide, just in case.

**Races:** Since there is no infernal blood yet, there are no Demonborn in Heaven. Since there have been no Ulcers, there's no way to introduce a Dragonborn, even if you wanted to venture outside of *Echoes* canon.

**Classes:** To make a pact with someone other than God for power is to place someone's power above God's. It's not appropriate for a heavenly character to be a Warlock. Unless he fights for the other side, of course.

**Alignment:** Any non-evil alignment is appropriate. Things have slipped a long way over a thousand years of fighting. Neutral characters, however, should be the type of people that would choose God if they had to choose between God and Bamon. With that, it's possible to rationalize most characters fighting on the wall.

**Religious Orders:** In *The Echoes of Heaven*, religious orders take the role of churches in other games. However, the orders that existed in Heaven aren't the same orders depicted in *The Echoes of Heaven Campaign Setting*. A Cleric may select any appropriate-seeming Domain.

**Literacy:** Heavenly characters are assumed to be literate.



# Teaser

## Dramatic Purpose

The Dramatic Purpose of this encounter is the same as the first. The battle is slightly tougher to force the party to stretch their abilities a bit.

## THE SUMMONING

After the party has dispatched the soldiers, give them a moment to regroup and heal if necessary. Once they're ready, read or paraphrase the following:

*Suddenly, a voice blasts through all your minds, gentle but compelling. It brooks no denial.*

*"The Holy City has fallen. Defend the Prophets, protect the Holy See."*

*The battle rages and surges around you. Nearby, stairs lead down from the wall, but around you, all the remaining troops are locked in deadly combat. You don't think anyone can get free.*

*Anyone but you.*

The party should probably make a dash for the Holy See now. It's easy to spot: a great glowing palace made of one unbroken piece of diamond. Around them, chaos, but the streets are starting to clear as Fallen Angels fly overhead.

If the party wishes to commandeer horses, they can find several in a corral nearby. They are unguarded. This is Heaven after all.

If the party makes a dash through the city, have them make a Dexterity Saving Throw (DC 10). If they ride, have them make a Wisdom (Animal Handling) Check (DC 10).

As they travel, a group of Fallen Angels drop large boulders onto the streets near them.

A Dexterity Saving Throw or Wisdom (Animal Handling) Check (if mounted) can help them dodge the falling boulders. Their roll determines the damage of the attack as debris flies through the streets. Less than five = 1d10 damage. A 5 or better = 1d8 damage. A 10 or better = 1d6 damage. A 15 or better = 1d4 damage. A 20 or better = no damage.

Describe the run through the city. As much as possible try to build a sense of excitement with words and body language. When the characters near the Holy See, read or paraphrase the following:

*As you round the corner, the Holy See comes into sight: a huge fortress comprised of a single piece of cut blue diamond. It shines with the constant light of God.*

The party sees little in the way of people as they enter the Holy See, they are missing, probably fighting about the See, trying to keep the Fallen Angels from reaching the door. The light of God is the most comforting here, but it can't alleviate their fear.

Something is strange, though. A second light builds elsewhere in the Holy See. If the players don't clue in that this is where they should look for the Prophets, keep coming back to it. The characters will know this is an unusual event, and they don't need to make any rolls to think it strange, but the

## Let Your Players Be Your Guide

We've kept things simple when it comes to what life was like in Heaven. We know that things had slipped quite a bit, by the end, so that there was crime and corruption, if far less than anyone in the Mortal Realm is used to. We know that God was the source of all light and there was no night and day. We know that the metals in Heaven were easier to work than those in the Mortal Realm.

Other than these types of facts, try not to define what Heaven was like too much. At the beginning of Act One, present the Mortal Realm in such a way to encourage roleplaying by comparison. There will be many jokes, but set them up and let the players make most of them. They might say that metals were pure in the earth or that all the rocks were cup-shaped to catch rain or that fire ants tasted like jellybeans. Through all this humor, you will see the players shaping their idea of what it would be like to be soldiers in Heaven. Don't get in the way of this. Players should be able to shape the Heaven that they want.



# Teaser

players might take a while to come around on their own (and that's most satisfying).

The characters can work their way through the maze of diamond halls. It isn't hard to make it to the source of the new light. This takes some time, but narrate your way through that quickly. If you feel that the characters need a Short Rest, the time they spend inside, coupled with their proximity to God, could be enough to grant the effects, at your discretion.

## Dramatic Purpose

This is a basic chase scene, and a brief one at that. The purpose is to build excitement. The purpose of the falling boulders is to give the players something tangible to fear as they run.

## MEET THE PROPHETS

When the characters arrive at the light, read or paraphrase the following:

*You stumble into a room filled with light. In the center, a growing beacon of yellow radiance shines, reflecting and refracting off the diamond walls. Around this light five people stand, the Prophet of each of the Mortal Races. They all chant in unison, each a part of some ritual too vast and complicated for you to understand.*

*What they are doing is far beyond your skill and understanding, but as you watch them, you can hear troops entering the Holy See. The Prophets are defenseless.*

*What do you do?*

The party should leave and find a defensible place. There are a few corridors leading off this room (there need to be a few in case you need to run a similar opening for other characters later in the adventure path). One of the corridors is obviously the most direct route from the front door. The characters can hear something down that hall. They should probably move to defend it. If they do, they will have to make their....


## FINAL STAND

Read or paraphrase the following:

*A fallen angel comes through the halls, nine to ten feet tall, grasping both walls at the same time. It hurtles forward like some four-legged thing, its skin darkened by blasphemy, its feathers covered in thick gore. It sees you and screeches like a predatory bird, drawing a massive sword and preparing to attack.*

The Fallen Angel is a powerful foe, and the party should not be able to win this fight without a lot of luck.

The party will hopefully do the heroic thing and stand and fight. This Encounter is *not* won by beating the Angel (although that would qualify for the victory conditions.) This Encounter is won by holding the hall long enough for the Prophets to finish the Ritual. That is, five Rounds. The characters suc-





# Teaser

ceed or fail by not backing down, even when they realize that can't win.

If the party is completely killed, but they stood and fought, they win as well. Still, that's not as likely in time allotted if the Cleric is ready with healing. If the party runs, the Angel will follow them, so while they failed on a personal level, Heaven still survives.

**FALLEN CARAPH:** Large celestial; LE; AC 17 (natural armor); hp 52 (7d10+14); Spd 40 ft., fly 100 ft.; Str 20 (+5), Dex 14 (+2), Con 15 (+2), Int 16 (+3), Wis 16 (+3), Cha 18 (+4); Saving Throws Wis +6, Cha +7; Skills Perception +6 Religion +6; Damage Resistance radiant, acid, cold, fire, lightning, poison, thunder, as well as bludgeoning, piercing, and slashing from non-magical weapons; Condition Immunity exhaustion, frightened; Senses darkvision 120 ft., passive perception 16; Languages all; Challenge 5 (1,800)

### ***Infernal Taint.***

**Protective Aura.** Creatures with the Angelic and Divine Sparks within 20 ft. have Disadvantage when attacking.

**Bane.** The Fallen Caraph deals an extra 7 (2d6) damage of the same type as the attack to targets with an Angelic or Divine Spark.

**Innate Spellcasting.** The Fallen Caraph's spellcasting ability is Charisma (spell save DC 15). The Fallen Caraph can innately cast the following spells, requiring only verbal components:

At Will: Bless, Detect Evil and Good, Detect Magic, Detect Poison and Disease, Protection from Evil and Good

2/Day: Cure Wounds

1/Day: Lesser Restoration, Zone of Truth

**Soul Sense.** A fallen caraph can sense any mortal's greatest temptation.

**Lay on Hands.** As the Paladin ability, 35 HP.

**Multiattack.** The Fallen Caraph makes two sword attacks.

**Longsword.** *Melee Weapon Attack:* +7 to hit, reach 5 ft., one target. *Hit:* 14 (2d8+5) slashing damage.

**Shape Change.** The Fallen Caraph can take the form of a Medium or Large humanoid creature, including a unique individual.

## **Tactical Notes**

This battle takes place in a ten-foot wide diamond corridor. The Angel will essentially fill the hall, and press the attack with every opportunity.

## **Scaling Notes**

For every character over four, give the Caraph and additional 12 HP.

## **THE END**

If the party runs or holds out or beats the Angel, read or paraphrase the following:

---

*The light behind you continues to build until it drowns out even the light of God. The See rumbles and seems to blur into a dozen, a hundred separate images. The fallen angel in front of you screams in fury and impotence. You feel yourself drifting sideways...drifting...drifting....*

*The light becomes brighter and brighter until you can see nothing else, until you can feel the rays sleeting through your bodies, your minds, your souls.*

*Then you can no longer tell where the light begins and you end.*

*And after that, there is only darkness.*

---

The Prophets have done it. They've foreseen the end of Heaven and they've realized that only by Sundering it can they save God's divine plan. The Ritual is over. Heaven, as it was, is no more.

Note that you can run this ending even if the party fails, should you think they earned it and don't want to end the story here. Being in Heaven, this might be the only time in gaming you can get away with the sin of *deus ex machina*. If they failed, however, don't award them the experience for this encounter.

### **Dramatic Purpose**

The purpose of this scene is to let the characters get in over their heads but mainly to prove they're heroic. This isn't about a battle being winnable or unwinnable, but about courage in the face of terror and proving their mettle.





# Act One

## Act One

Ten thousand years have come and gone. The Prophets succeeded. They saved Heaven by splitting it into three realms: Heaven, Hell, and the Mortal Realm. Now the endless march of time has wrought a world laboring under the myopic guidance of monolithic racial churches and feudal brutality. Mortals have fallen far since the days they rubbed elbow-to-knee with the greatest Angels in Heaven.

How Act One begins depends on whether you've run the Teaser, but the events are generally the same. The real difference lies in the opening and in the role-playing of certain scenes.

### Dramatic Purpose

The Dramatic Purpose of the first act is to introduce the major characters, plot, and setting elements. Act One can be difficult to handle because it often gets a bit ho hum if the GM isn't careful. The act should end with the characters entering a "new world," meaning they're going out to take care of some problem or to fulfill some new role.

This is an adventure, though, not a movie. A GM should make sure they don't use this idea of movie structure to railroad characters.

## IF THE PARTY PLAYED THE TEASER

Take a break after the Teaser. Let people stretch and get drinks. This is a good time to go to the bathroom or restock snacks. If the Teaser went well, the players should be able to handle a break here without any loss of momentum.

When everyone's ready to continue, read or paraphrase the following:

---

*You awaken slowly, sprawled in a depression in the high grass. Your bodies tingle; your heads swim.*

*The grass around you lies splayed outward, as if a great wind blew from the center. You feel itchy and filthy, unwashed and aching. You're not sure you've ever felt this way before. Your head pounds. Your teeth throb. You feel as if a thousand dirty things crawl under your skin.*

*You notice this first. Second, you notice the light.*

*The light of God no longer shines on you from across the land. It's now in the sky, as if the entire Holy See had been torn from the ground and thrown aloft. On top of that, it's a harsh, painful light, baking hot and difficult to look at. The light of God is supposed to be soft, gentle, moderate at any distance and comforting to the eyes.*

*Everything is wrong, and you don't understand why.*

---

All wounds from the Teaser are healed. Any dead characters still live.

If the players get into character, they'll likely treat this as if it were the end of the world. In a way, it is. Let them get this initial roleplaying out of their system. Play up how they're too weak to move, how a film coats the inside of their mouths and their clothes smell. After things have played out, read or paraphrase the following:

---

*Then the unthinkable happens. God abandons you.*

*You've been watching the light of God move across the sky for a while now. Then, in a flaming brilliance of red and gold, it falls below the horizon.*

*Only those who have traveled in the lands of the Fallen Host have ever seen land without the illumination of God's glory. But now, you're cast into darkness.*

*A thousand pinpricks appear in the sky like the embers of a dying fire. They are your only light.*

---

Again, let the players roleplay this. The only lands in Heaven where the light of God didn't reach were the deep Elven woods, underground, and in the dark lands of the Fallen Host. The idea there is no light and nothing is blocking it (as with the woods and the Dwarven kingdoms), is foreign to them. To them, this only happens when God has refused to shine His light on Mortals.

When things wind down, read or paraphrase the following:

---

*A couple of hours later, something else rises into the sky. It's a great round face, pale and unnatural. Light and darkness play across its surface and it looks, if anything, like a skull.*

---



# Act One

It's the moon, of course. At dawn, read or paraphrase the following:

---

*After a long, bitter night, the horizon brightens. Slowly, the great orb of light rises again, from the opposite horizon this time. The glaring light is a welcome sight.*

---

By now, the party has recovered enough to move. When they start to gather themselves and prepare to explore, move on to the Ambush.

## Dramatic Purpose

This encounter is meant to establish how strange the new world is for the party. It's mainly an opportunity for them to practice role-playing their new situation before NPCs show up and it really "counts."

## IF THE PARTY DID NOT PLAY THE TEASER

This opening is to be played if the party comes from this time and place. It's designed assuming the characters already know one another. If you wish to run some prelude adventures, do so, but keep the party poor, if possible, so they find the offer of free room and board enticing.

Read or paraphrase the following:

---

*You've been traveling through the country of Ludremon for many weeks now without work or financial gain. The grind of day-to-day living has begun to wear on your purses and you find yourselves seeking humbler accommodations with each passing town. In a final attempt to find gainful employment, you're pushing for the capital of Belm. While you've heard the competition there is fierce, it's your last real hope.*

---

## Dramatic Purpose

The purpose of this scene is merely to set up a general need among the party.

## THE AMBUSH

Once you've established the party's situation and they're on the move, read or paraphrase the following:

---

*Slowly, a sound grows in the distance. It's a man's voice singing, vibrant and full of life. The tune is clear.*

*As you continue, the voice grows stronger and you make out the shape of a man in the distance. He sways back and forth on a mule, his bags laden with supplies.*

*Suddenly, a flurry of movement surrounds him. Two creatures burst out of ambush positions in the tall grass and charge the fellow. They are man sized, with twisted visages and horns. They wear mail and carry swords and it's apparent this man is in way over his head.*

---

If the characters played the Teaser, they don't understand the words of the song. They recognize the tune, however. To them it's a hymn about the love of God. It's changed a bit over the years.

To the priest, it's a bawdy song.

The foes are Hobgoblins, and if the party played the Teaser, they have never seen anything even remotely like these creatures. The fight should be straightforward, but if the Hobgoblins are alien to the characters, play up the horror.

There are two Hobgoblins.

**HOBGOBLINS:** Medium humanoid (goblinoid); LE; AC 18 (chain mail, shield); hp 11 (2d8+2); Spd 30 ft.; Str 13 (+1), Dex 12 (+1), Con 12 (+1), Int 10 (+0), Wis 11 (+0), Cha 9 (-1); Senses Darkvision 60 ft., passive perception 10; Languages Ludremonian, Cambionic; Challenge 1/2 (100)

### *Infernal Taint.*


**Martial Advantage.** Once per turn, the hobgoblin can deal an extra 2d6 damage to a creature it hits with a weapon attack if that creature is within 5 feet of an ally of the hobgoblin that isn't incapacitated.

**Longsword.** *Melee Weapon Attack:* +3 to hit, reach 5 ft., one target. *Hit:* 5 (1d8+1) slashing damage, or 6 (1d10 + 1) slashing damage if used with two hands.

**Longbow.** *Ranged Weapon Attack:* +3 to hit, ranged 150/600 ft., one target. *Hit:* 5 (1d8+1) piercing damage.



# Act One



**CATHON (THE DONKEY PRIEST):** Medium humanoid (common man); LG; AC 10; hp 9 (2d8); Spd 40 ft.; Str 11 (+0), Dex 10 (+0), Con 10 (+0), Int 11 (+0), Wis 10 (+0), Cha 11 (+0); Saving Throws Wis +2, Cha +2; Skills Persuasion +2 Religion +2; Senses passive perception 10; Languages Ludremonian, Divine Tongue; Challenge 0 (0)

**Fists.** *Melee Weapon Attack:* +2 to hit, reach 5 ft., one target. *Hit:* 1 bludgeoning damage.

## Tactical Notes

This battle takes place in what appears to be an open field. Place the priest and donkey in the middle of the map. Have the PCs arrange themselves toward one end (preferably on the long axis so they are farther away). Then have the Hobgoblins set up to the left, but toward the other end, so that they are at a 90° angle and a bit closer to the priest. The Hobgoblins

will try to kill the priest unless the party properly distracts them.

The party's biggest problems are the relative power of the Hobgoblins and the open terrain. Still, there's another risk. The grass has all grown to more or less an even height, and one can't tell the level of the ground underneath it. Don't reveal the darker sections of the map to the players. When a party member enters one of these squares, he must make a Dexterity Saving Throw (DC 14). If he fails, he falls, taking 1d4 Damage and landing Prone. If the character Dashes into this area, the Saving Throw has Disadvantage.

If the priest reaches zero HP, treat him like a PC and grant appropriate Death Saves.

## Scaling Notes

The fights in this adventure assume four player characters. For three characters, keep the number of enemies the same. For five, add one. For six or seven characters, add two. For eight, add three.

## Important Note

It is very important for the players to learn that demonic creatures have black blood. Sometime during the fallout of this scene, have the characters note that Hobgoblin blood is black. This will give you a chance to have Cathon explain that it's not just Hobgoblin blood, but Demons and other Cambions as well.

## Rewards

The Hobgoblins have 39 GP between them.

## Aftermath

If the party played the Teaser, the priest...his name is Cathon...will introduce himself to the party after some fumbling with language. Cathon speaks the Divine Tongue, and although his accent may seem ridiculous at first, he will adjust to the characters' way of speaking quickly. He's skilled with accents.

He's prone to prophetic visions as well, and he came here following one of these prophecies (which essentially just told him to come out here). This makes him open to any wild stories the characters tell about living in Heaven 10,000 years ago.

It's a dangerous world now, and Cathon will explain this to the party. More than anything, he'll



# Act One



stress that most people will consider their story heresy, and that they burn people for heresy. He'll stress this until he's sure the party understands.

Cathon has a theory, if the party asks. He's studied the Five Prophets (they're the Savior and the Four Prophets to him) and how they split the world. He once put forth the supposition that anyone too close to the Ritual itself might not have landed in the Mortal Realm with other people. They might have taken years, if not centuries (or millennia) to land, carried forward on a wave of creative force. He'll suggest this as an explanation for what happened to the party.

If the following subjects don't come up naturally as the party acclimates, he will think to mention them:

- The Sun.
- The Moon.
- Day and Night.
- Demons. Devils.
- Cambions.
- Black Blood
- The Mortal Realm, Heaven, and Hell.
- The Modern Church.
- The Savior.
- The languages and nations of the modern world.
- The Nopheratus.

He'll suggest the party return with him to Belm, the capital of Ludremon. He says he'll try to help them find a place in society.

If the party didn't play the Teaser, he will ask them to come back to Belm as his guests. A few days' room and board is the least he can do for them.

## Dramatic Purpose

The purpose of the fight is simple, it allows the party to reestablish their confidence if they just had a beating at the hand of a Fallen Angel. If not, it serves the same purposes as the first fight of the Teaser.

The roleplaying encounter with the priest serves two purposes. If the party played the Teaser, they desperately need information and a place to belong. If not, they need three hots and a cot. This encounter fulfills all those needs.

## THE CITY OF BELM

It takes three hours to get to Belm. When the party arrives, read or paraphrase the following:

*Belm is a city of maybe 38,000 souls, nearly stacked on one another in leaning wooden houses packed around largely unpaved streets. Most of the roads are narrow enough that people on opposite sides could lean out and shake hands. The exception is the Church Road, a paved street large enough for two wagons to pass side by side.*

*As you walk up the Church Road, the smell of thousands of unwashed bodies assails you. Animals and children run wild on the street, and after watching at least one chamber pot thrown out a window, you can only hope it's mud that covers the children to the knees.*

*Cathon leads you up this road and through the throngs of people. Finally, you arrive at a large stone building with stained glass in the windows and spires that reach hundreds of feet into the air. At the top is the symbol of a twisted circle surrounding a stylized diamond.*

The symbol is the holy symbol of the Church. Contemporaries will know this, while those from



# Act One

the Teaser might need to ask questions. The circle represents the circle of magic the Savior and the Prophets formed while Sundering Heaven. The diamond is the symbol of the Human Savior, Angenus.

Cathon leads the party inside the Cathedral, which is mostly a large, open area. Side passages contain the crypts of cardinals and stained glass fills the place with pools of dappled light. Cathon leaves them here to go talk to the Cardinal.

## Dramatic Purpose

This encounter is designed mainly to give new players a feel for the world.

## PARTY MEETS MAN AND DAUGHTER

While the party waits, people file in and out of the Cathedral. After a short while, read or paraphrase the following:

*A man enters the Cathedral, carrying a young girl, perhaps four years old. The man wears what are probably his finest clothes and shoes that look almost new. His hair is neat and combed, an oddity among the people you've seen.*

*The little girl wears a pretty brown dress. She leaps from his arms as soon as they're inside and rushes toward the altar. The man calls after her, seemingly shocked by her lack of respect, but from his manner, you'd guess that this is an everyday occurrence.*

*The little girl veers off before reaching the altar and rushes for a smaller worship area on the right. There she falls to her knees and assumes the aspect*

*of serious prayer. When the father gets to her, he just sighs and kneels by her side, lighting a candle.*

After they finish praying, the little girl will begin to wander the Cathedral. She'll instantly fixate on the characters. She'll play with the hair of women and swing from the hands of men. Her name is Karry. The father's name is Dalen. If the party needs a translator, they can find one.

## Dramatic Purpose

It is an old truism of fiction that if the reader doesn't love a character, they won't feel another character's love for them either. The purpose of this scene is to give the party time with the little girl who will later be in jeopardy. If she is cute and lovable and the party enjoys playing with her, then they'll feel Dalen's loss more poignantly later.


## YOUNG PRIEST IS HARASSED BY COMPANIONS

After Karry and Dalen leave, read or paraphrase the following:

*After the man and his daughter leave, you hear a sudden ruckus outside. Through the door you can see a young man...a priest by his garb...trying to make it up the stairs to the Cathedral. Three other priests follow him, pushing him back and forth and making him stumble on the steps. The look on the young priest's face is one of long-suffering.*

The three priests are simple bullies. Since they're priests, they can all speak the Divine Tongue. Getting them to back down is a simple matter and the party should be able to deal with this without any bloodshed. If necessary, the stats of the priests are as follows:

**YOUNG PRIESTS:** Medium humanoid (common man); Various Alignments; AC 10; hp 4 (1d8); Spd 30 ft.; Str 11 (+0), Dex 10 (+0), Con 10 (+0), Int 11 (+0), Wis 10 (+0), Cha 11 (+0); Sav-





# Act One

ing Throws Wis +2, Cha +2; Skills Persuasion +2 Religion +2; Senses passive perception 10; Languages Ludremonian, Divine Tongue; Challenge 0 (10)

**Fists.** *Melee Weapon Attack:* +2 to hit, reach 5 ft., one target. *Hit:* 1 bludgeoning damage.

**WERACY:** Medium humanoid (common man); NG; AC 12; hp 9 (2d8); Spd 30 ft.; Str 12 (+1), Dex 14 (+2), Con 9 (-1), Int 14 (+2), Wis 11 (+0), Cha 11 (+0); Saving Throws Int +4, Cha +2; Skills Religion +4 Stealth +4; Senses passive perception 10; Languages Ludremonian, Divine Tongue; Challenge 1/8 (25)

**Fists.** *Melee Weapon Attack:* +2 to hit, reach 5 ft., one target. *Hit:* 1 bludgeoning damage.

The picked-on priest is named Weracy. If the party asks, he'll explain the other priests think he won't make good clerical material and that they tease him constantly. He won't elaborate on why.

## Tactical Notes

This battle would amount to little more than beating up on teenagers. If you must do it, sketch out the front stairs and doors of the cathedral, and an open area in front. Start the three priests and Weracy on the stairs.

## Scaling Notes

There's no need to scale this encounter.

## Rewards

The party only gains the experience from this encounter by forcing the bullies to back down. They gain no XP from fighting them.

The priests have 35 GP between them.

### Dramatic Purpose

This is the introduction of the subplot involving Weracy and his love interest. It will become important later.

## MEET THE CARDINAL

After the characters have had some time to drill Weracy, read or paraphrase the following:

*After a while, Cathon walks back into the Cathedral proper. He gestures for you to follow and leads you outside through a small door and into an enclosed area. Statues of learned men in robes stand watch in the corners and benches line the walls. You wind through a small garden rich in fragrances. Although the cacophony of the city still breaks over the walls, here it seems almost calming.*

*Cathon leads you through another door and into a grand house. Red carpets cover the floors and stained panels decorate the walls. He leads you up a sweeping stairway and down another hall lined with smaller statues, these on pedestals. At the end, Cathon eases open a door.*

*On the other side a man stands wearing long robes and a jeweled skullcap...more a lattice than a hat. He seems at home among the paintings and the tapestries, among statues and frescoes. He takes one hand from a writing table and holds it out as if he expects you to kiss it. All the while, he seems to drain all the tension out of the room, out of you. Out of the entire house.*

*"The Cardinal Gleann," Cathon says.*

The cardinal is an open-minded man and Cathon has already briefed him on the party's situation, whether it is needing a place to stay or the loss of 10,000 years. In fact, he'll take anything they say in stride. If the players ran through the Teaser, he'll even accept denouncement of the Church. He knows they can't possibly understand the state of the current world, and is forgiving.

If the party ran the Teaser and *does* denounce the Church, he'll calmly show them how both their beliefs and Church doctrine can be right. The nature of the Savior was revealed after their time, after all, and many of the modern teachings are scripture written by prophets who dealt with an existence different from theirs, an existence that contains much more insidious evil than they've ever had to confront.

He speaks freely about holy wars, if the subject comes up. He thinks they're natural. He also speaks of Ulcers, if the party is unaware of them.

If the party asks after Weracy, the Cardinal will beg off speaking on the matter. He'll talk in generalities,



# Act One



saying that Weracy doesn't fit in. He'll tell the party that it's Weracy's place to explain why, not his.

When the conversation runs down, he'll invite them into his own home as guests. After they're situated, he all but disappears on Church business.

## Dramatic Purpose

This scene serves two purposes. First, it allows the players to learn more about the world...the previous information dump might have been too much for it all to stick. Also, it allows the players to build a feeling of friendship with the Cardinal. They've saved his priest, and he's taking care of them in his own house and that should make it more likely for them to offer to help later without any offer of reward. It also keeps them from wandering away from the site of the adventure.

## INTERLUDE

Nothing happens until the next day. If the party is the sort that has a problem with down time (or they just don't need any right now), then go straight to the Disappearance.

Otherwise, let the party take care of business. If they want to explore the city, let them. If they want to meet people in the Cathedral, let them do that as well.

It might stretch credulity for everything the players witness to feed directly into the adventure. Therefore, we've provided a few roleplaying ideas to flush out the interim.

Ideas:

*A woman who lost her husband to an Ulcer shows up in the Cathedral. This is the fifth anniversary of the man's death. She comes to light a candle. Her name is Neanne. The man's name was Meryl.*

*A soldier who comes to pray before going off to guard a caravan. His name is Dirthon.*

*A young priest keeps praying at the altar. He seeks blessing from the relic there (a diamond splinter of the throne of God). His name is Sorindean.*

*A young urchin tries to steal from the poor box. His name is Midd.*

## Dramatic Purpose

The Dramatic Purpose of this scene is solely to allow the players to explore the world a bit. If they don't feel the need, cut it.

## THE DISAPPEARANCE

The next day, while one or more characters loiter around the Cathedral, read or paraphrase the following:

*The next day you contemplate one of the statues in a cloistered garden that connects the cathedral and the Cardinal's mansion. Suddenly Weracy comes bustling through, escorting Dalen, the young father from the day before. Dalen's eyes glisten with tears, and his face is puffy from crying. Weracy leads him straight through to the Cardinal's house.*

Weracy comes back after a time. He won't tell why Dalen is so upset, he says it's the man's personal business, but he'll chat with any characters around.



# Act One

## RYANIE


A short while later, read or paraphrase the following:

*As Weracy chats amiably about the history of the saints depicted in the cloister, you see the face of a young woman, hardly more than a girl, peeking through the doorway into the cloister. She's pretty, slight, and wears a look of apprehension. Weracy follows your gaze and the blood drains from his face. He rushes to her, dragging her away to a corner of the Cathedral.*

She starts to cry. If the party asks him later, he explains that they're in love, but although priests can marry, doing so destroys their ability to advance within the Church. He's dedicated his life to this calling, and the idea of throwing it away crushes him. Her name is Ryanie.

### Dramatic Purpose

We've withheld information twice now, once with Weracy's beating and once with the disappearance of Karry. Now we give the first reveal, showing Weracy's Achilles' heal. This sets up the clue chain for later, but also establishes setting and most important, shows Weracy's character. He is not a man who allows convention and peer pressure to dictate his actions.



### Dramatic Purpose

This encounter launches everything. The players should become too curious to let things go. By withholding the information of why he's upset, the curiosity *should* build. In general, withholding information is a powerful tool.



# Act One

## DALEN RETURNS


After a time, Dalen returns from his audience with the Cardinal. If the party asks what the matter is he explains the following:

---

*"I deliver supplies to the Monastery outside town. I always take Karry with me—it's a pleasant ride, and she always wants to go. Yesterday, I was handing off the supplies to the monks when Karry disappeared. One moment she was playing in the flowers nearby, the next she was...gone. I don't know what to do."*

---

He suspects that she wandered into the Monastery, but no one is allowed inside except members of the Order. They're of the Order of Sepinus and after problems with a particularly interfering cardinal a few generations back, the Faerarch issued a writ banning everyone but residents at the Monastery from entrance. They've promised to investigate, but that's all.



If the party asks about the monks themselves, he'll explain they seemed earnest and honest men. They don't seem to be hiding anything.

The party might rush off at this point. If they try, accelerate the next events. If not, allow a few hours between this event and the next.

### Dramatic Purpose

Here is the second reveal, and the seeds we planted in previous scenes should bear fruit now. With this, the party should be straining at the leash. If they're a law-abiding group, they might seek out permission to go after the girl. If not, events can rush on without them.

## THEFT OF THE RELIC

When the game either stalls or begins to race away, read or paraphrase the following:

---

*Suddenly, a priest bursts through the door. "It's gone!" he shouts. "Someone stole it!"*

---

It's the priest who always prays at the altar because of the Splinter. His name is Sorindean. He often sneaks peeks at the relic, and he was startled to find it gone.

### Pennies from Heaven

If you played the Teaser, at some time during their conversations with the Cardinal, you might want to bring up the idea of money. The characters should have some pocket money left from buying their equipment.

The thing is, this money is 10,000 years old. And each coin is a holy relic.

The Cardinal will advise the party against spending any of them. Passing holy relics is technically a crime against the Church. The Cardinal, however, could safely sell them, as long as he does so discretely. He'll offer to set this up, a few coins at a time. If he does it, it will just look like he's trying to raise some personal resources.

In *The Moving Shadow Campaign*, we try to give the party the treasure on par for adventures of their Level. However, if you move straight on to the next adventure, which is two Levels higher, they may lose out on two Levels worth of treasure. Even if you play our Adventure Seed products, there will be less opportunity for treasure. However you go, less treasure fits the setting of *The Echoes of Heaven* a lot better than full treasure hordes.

Still, this scenario gives you the opportunity to even the scales whenever you like. Allow the character to sell off coins and invest the money in a trade guild or merchant venture for the party. Then, every time they settle down for a bit, you have an excuse to have a wagon show up with a chunk of money . . . exactly the amount, per character, that you feel they should have to be on par with characters of their level.



# Act One

## The Vindicator

The Vindicator is a hardened veteran of War in Heaven. He has seen many terrible, horrific things. Everyone deals with these kinds of traumas in different ways. Some find a quiet place to weep. Others turn cold and calloused. Others take everything they've seen and turn it a single, burning core of hate that defines their very being. The Vindicator is one of these last.

He hates the fallen. In Heaven, this translated into a great rage against the Fallen Angels, but now in the Mortal Realm it extends to Demons and (to a lesser extent) Cambions. He kills Cambions with glee. He will go out of his way to slaughter Demons. An actual Fallen Angel (Devil) causes him to respond in irrational frenzy. It's only in future adventures that we will explore the source of this rage and discover if the character spirals into a dark pit or somehow finds his way back into the light.

The Vindicator is good for any Race or Class, but it fits more violent Classes well. Any character can make this backstory work.

He'll rush off to tell the Cardinal. If the party investigates the altar, they find the shroud thrown back. There is a hollow in the altar seemingly built to hold a small item. It's empty.

The Cardinal comes shortly. He inspects the altar himself, and the party probably sees the hollow now if they haven't already.

Meanwhile, anyone who goes out front will see Dalen's wagon. One crate's lid has been pushed aside and the fruits inside are infested with maggots.

Here is what happened:

It might not be obvious to the players at this point, but Weracy went outside after leaving the party. Opening the crate in the back of the wagon, he found the rotting fruit. It didn't take long for him to realize the wagon had probably been inside an Ulcer today. The coincidence is just too great. He realized the little girl is probably inside the Ulcer as well and the monks of Sepinus have likely fallen. He's not a fighting type so he can't just kill everything in the Ulcer, so thinking he could use the Splinter to

save the day, he stole it and left while the party was wrapped up talking to Dalen.

But the party doesn't have enough information to put this together yet. If they try to take an attendance of the priests, more than half aren't at the Cathedral right now, but there isn't a single priest missing who's supposed to be there. At this point, all they can conclude is that someone either off duty or not affiliated with the Cathedral stole the relic. Just in case, the Cardinal begins to search the priests.

## Dramatic Purpose

The purpose of this scene is to delay the party a bit and build even more tension, even chaos. Things should feel like they are spiraling out of control here.

## THE THIEF REVEALED

This scene has no set location. When the theft of the relic looks to turn into a witch-hunt, one of the characters will find Ryanie. She might be lurking around outside the Cathedral or crying behind the cloister wall. When a character starts asking her questions, she'll explain that she's been stood up.

Weracy was supposed to meet her just a short while ago. He's punctual and the only time he's ever late is when he's detained here, so she came here looking for him. She doesn't understand what's going on in the Cathedral, and she's afraid something has happened to him.

This should be the last clue the party needs. Between the theft, the cart, and the disappearance, they should be able to put together enough information to report the thief to the Cardinal.

## Dramatic Purpose

With this scene, the party should complete the clue chain. They might not have figured out everything Weracy knows at this point, but they know that all roads lead to the Monastery.

## DESTINY

When the last pieces are in place, read or paraphrase the following:





# Act One

*The Cardinal turns to you. He looks old and weak without the lattice of jewels on his head. Sweat springs across his brow. Light glistens pale and sickly off his bald pate. His eyes find a spot hundreds of yards away.*

*"I thought God was looking out for you," the Cardinal says. "I thought He put us in your path because you were in need. Now I think the opposite is true."*

*He sighs and rubs his eyes with his hands. "I don't know what Weracy is thinking. Breaking the decree of the Faerarch is a burning offense. Stealing a relic of God is too. He's throwing away everything. Everything."*

*The Cardinal shakes his head. "No. God put you here for a reason. Weracy needs you. Find him. Bring him back. I can cover for him on the missing Splinter. I seem to recall that I asked him to clean*


*it today. Yes, I'm getting old. I just forgot. If he can bring it back soon...if he doesn't violate the Monastery grounds...please. He needs you."*

This is it, the moment of truth. At this point the party should be ready to rush off. At the least, they should be searching for Weracy, probably the little girl as well. If they are astute, they might even realize they're dealing with an Ulcer.

When the party leaves, move on to Act Two.

## Dramatic Purpose

In most adventure fiction, the hero must leave and go out into the world. This scene serves that purpose and marks the end of Act One. The story is in place. It's time to see how it plays out.





# Act Two

## Act Two

Act Two begins when the characters leave to chase after Weracy. This act contains everything that happens from that moment until just before the final fight in the Ulcer. Most of the adventure will probably take place in this act.

### Dramatic Purpose

Act Two is the confrontation of the story. It has also been called the “blue collar work” of storytelling. In Act Two we cover all the meat of the adventure, everything that happens from the actual beginning until the final climax. Act Two should start with a complication, early on, to make matters worse than the characters initially thought. Typically, there’s an Act Two twist at the halfway point. This carries the story in a new direction. Act Two usually ends with a disaster or a revelation, the purpose of which is to destroy the character’s carefully laid plans and take things to the edge of despair.

## FOLLOWING WERACY

Weracy has access to a horse and has taken off ahead of the characters. If the characters ask, the Cardinal will supply them with horses as well. Weracy’s a good rider and unless the characters can come up with something *truly* innovative, they don’t have a chance of catching him. The best they can hope to do is find him sniffing around the Monastery before entering.

Run the chase as best you see fit. This will most likely be more of a tracking-style chase than hard-riding. If the players take a little time, let Weracy lag a bit too. While you shouldn’t alter the game to let him escape if they catch him, there’s nothing wrong with slowing him down if the players are following more slowly.

Weracy has left town toward the Monastery, which is a two-hour ride. The characters will happen across several people along the way, and if they share a language, they can find out about his path. Alternately, they can make their best time for the Monastery and just trust that he’ll be there when they arrive.

The guards at the city gates know Weracy on sight. He left from the west gate and headed down the road. He was on horseback.

The party will meet four sets of travelers on the road. They are:

- A guard patrol. They saw Weracy heading down the road. He didn’t speak to them, but he rode hard enough they almost pursued him. They don’t speak the Divine Tongue.
- A merchant who was recently robbed by bandits. He’s alone and a pauper, traveling home to Belm to lick his financial wounds. He hasn’t paid attention to anything but his own stewing thoughts and he didn’t notice Weracy rocket by him on a horse. He speaks the Divine Tongue and Maraldo.
- A caravan. The guards noted Weracy as they passed. The caravan master speaks the Divine Tongue and Maraldo.
- A journeyman smith running errands for his master. He shared a brief conversation with Weracy as the man rested his horse a moment. He speaks the Divine Tongue and Maraldo.

## Optional Combat Encounter

If the party has basher-type players that get annoyed at all this talking (especially if you didn’t run the Teaser), insert the following encounter.

---

*As the sun begins to set in the west, you hear the clang of metal ahead. In the distance, you see an old warrior, grizzled and limping, fighting off three man-sized cambions. He looks hard pressed.*

---

## Running a Chase

It isn’t fair to the party for you to make sure that Weracy cannot be caught. Just the way events are set up *should* make it impossible for the characters to catch the priest—after all, he has a head start and a horse, but if a player comes up with some unforeseen plan, let them catch the man. Sure this puts the Act Two twist at the beginning of the Act, but that’s better than railroading the characters or taking away their free will. “It says so in the module” is not a good excuse.



# Act Two

**HOBGOBLINS:** Medium humanoid (goblinoid); LE; AC 18 (chain mail, shield); hp 11 (2d8+2); Spd 30 ft.; Str 13 (+1), Dex 12 (+1), Con 12 (+1), Int 10 (+0), Wis 11 (+0), Cha 9 (–1); Senses Darkvision 60 ft., passive perception 10; Languages Ludremonian, Cambionic; Challenge 1/2 (100)

## *Infernal Taint.*

**Martial Advantage.** Once per turn, the hobgoblin can deal an extra 2d6 damage to a creature it hits with a weapon attack if that creature is within 5 feet of an ally of the hobgoblin that isn't incapacitated.

**Longsword.** *Melee Weapon Attack:* +3 to hit, reach 5 ft., one target. *Hit:* 5 (1d8+1) slashing damage, or 6 (1d10 + 1) slashing damage if used with two hands.

**Longbow.** *Ranged Weapon Attack:* +3 to hit, ranged 150/600 ft., one target. *Hit:* 5 (1d8+1) piercing damage.

## **Tactical Notes**

Place the old warrior in the middle of the road. Surround him with three Hobgoblins. The old soldier will go down as the fight starts, but if the player's make themselves known, the Hobgoblins will need to redeploy to face them.

## **Scaling Notes**

For three characters, keep the number of enemies the same. For five, add one. For six or seven characters, add two. For eight, add three.

## **Aftermath**


If the characters save the old warrior (with healing of some kind, he'll thank them, and after pleasantries, be on his way.

### **Dramatic Purpose**

The purpose of the fight is to alleviate the boredom for certain types of players. The purpose of the rest of this scene is to give the party a path to follow and an interesting journey if they wish to roleplay their way from point A to point B.

## **FINDING THE MONASTERY**


When the characters approach the Monastery, read or paraphrase the following:



*You come to a side path in the road. This should be about the right place for the Monastery. The path seems to be well used, and there's evidence of recent passage.*

*Following the path, you come over a rise and see two low buildings. One is L-shaped and a good lead roof protects it from the rain. On one end, you can make out stained glass windows that someone has boarded up instead of repairing.*

*The second building is simpler, almost barn-like if not for the low height. It's covered by a thatch roof*





# Act Two

*and stands perpendicular to the long line of the other structure.*

*Between the two, an orchard stands, paths winding between trees. You can make out the cassocks of monks quietly tending the trees, not a word passing between them.*

The monks are Hobgoblins, but they pretend to be monks and their Order has a vow of silence. Under normal circumstances, the Demon protects them with cloaks of illusion, but these are not in place at the moment. The party can notice something strange about the way that the Hobgoblins move with a Wisdom (Perception) Check (DC 15).

As the party watches, Weracy is sneaking into the chapel. Allow them a Wisdom (Perception) Check (DC 15). If they succeed, read or paraphrase the following:

*You see a man in priest robes, moving quietly. None of the monks seem to have seen him, and he slinks forward, sliding in through a small door into the chapel of the monastery.*

## Dramatic Purpose

The purpose of this scene is only to give the characters an overview of the grounds and to introduce the first part of the complication, which is that they must go *inside* to get Weracy. This isn't much of a complication, however, and it should be played more factually.

## STANOR MONASTERY

Stanor Monastery is a simple place, with a spartan living area and a slightly nicer building containing the hall, chapel, and food areas.

## The Language Barrier

By now the players are probably pretty annoyed by the language barrier. They also were probably shorted some languages at character creation, since the only language spoken in Heaven was the Divine Tongue. Treat these open slots like a vacuum, waiting to be filled. Be it the powerful isolation and need to connect with others, or a final little push of divine grace from God, the characters can fill these empty slots much more quickly than it would normally take to learn a language. By the start of the next adventure, let them fill any open slots with any reasonable language they wish.

The Monastery is three centuries old and the monks of Sepinus built it to have a quiet and reserved area near Belm from which they could liaise with the city and Church officials. Monks and traveling heads of the Order came here for visits to the city. It's close to the city and much quieter.

This all ended about one-hundred years ago when the then-Cardinal of Belm tried to annex the Monastery into his demesne. His interference became so bad that the Abbot had to send a plea to the Faerarch of the Church. The Faerarch replied with an injunction that forbade anyone but members of the Order from setting foot on Order grounds anywhere in Ludremon.

Since then, the relationship between the Order of Sepinus and the rest of the Church in Ludremon has strained. While some negotiations still happen, they are reserved and rare. For the most part, the monks of the Monastery have had a quiet and sedate life.

Until the Ulcer opened, and the Demon slaughtered them all.

Stanor Monastery is dedicated to the teachings of Saint Sepinus, the foremost of these being the Three Paths of Life. These three paths show how men choose to lead their lives and what stands to oppose them. The clues to these teachings will be important. They began to manifest in the Ulcer, but the Demon has corrupted them to his own purposes.

## Arrival

Under normal circumstances the Demon Búmak uses his power of illusion—which the Ulcer has enhanced in certain ways—to hide the Cambions, making them look like the original monks. Now that his plan has accelerated, Búmak has dropped these illusions. The characters will likely think they have caught the place off guard, but in reality, Búmak *wants* them to kill everything and fight their way in. Certain defenses, like the paths, are set, and he can't





# Act Two

lower them. Still, the Demon is looking to draw the characters in and has dropped the rest of the defenses as much as he thinks he can.

The characters, now that they've arrived, must decide what to do next. If they noticed something strange about the Cambions before they might examine them more closely now with an Intelligence (Investigation) Check (DC 13), otherwise they get one last Wisdom (Perception) Check (DC 15) to notice something is wrong as they approach. They'll notice the bad guys are Cambions if they succeed in either. They might also try something tricky with Spells to detect the Ulcer. Whatever the case, play it by ear.

## Dramatic Purpose

Here is the second part of the complication...the place crawls with Hobgoblins.

## The Surface Level

The Hobgoblins have been hyper-alert for trouble since they found the little girl wandering their grounds. They have no idea that visitors now see them for what they are.

## The Trooper

The Trooper is also a veteran of the War in Heaven. She joined early and rose in the ranks. By the end, she was an officer and led units against the Fallen. She has seen horrors, but they are horrors perpetrated by great evil.

The Trooper has kept something of her idealism. She hasn't lost her faith in Mortality. She still believes that she fights for the right, and there is black and white in the world. She has great faith in God and in destiny. She believes everything will work out all right in the end. Throughout future adventures, she will learn something of the true price of war and the personal cost one pays to save the world.

The Trooper is good for any Race, or Class, but it fits Leaders or other intellectuals, better than others. It helps if the character is relatively young. Still, any character can make this backstory work, with the right wide-eyed innocence.

If the party wishes, have them make Dexterity (Stealth) Checks for everything they do. If the Hobgoblins notice, they approach the party to shoo them off. If a fight starts, unless everyone is silent, all remaining Stealth Checks by those in the fight receive Disadvantage. There are sixteen Hobgoblins masquerading as monks. If one Hobgoblin hears a fight, the alarm goes off and the rest arrive over the next seven rounds.

In addition, the color of Demonic blood is important in this adventure. This is a good time to reveal or reinforce Cambion blood is black, not red.

**Note:** *The adventure assumes that the characters fight all the Hobgoblins at location 1. If the party sneaks by those guards, adjust the encounter accordingly.*

## Dramatic Purpose

In too many adventures, the monsters wait quietly in their rooms for the party to come. There will be enough of that later, so this encounter is here to show that if a later creature stays in its room, there's good reason. Essentially, the mass combat allows the GM to build up a little tactical credibility with the players.

This is the Dramatic Purpose of almost every encounter on the surface level.

## 1) The Orchard

When the players enter or observe this area, read or paraphrase the following:

---

*This orchard appears to contain apple trees. Three cowed monks work silently among the trees, tending the roots and examining the leaves for bugs. The scene should be peaceful...welcoming. Instead, it's strangely unsettling.*

---

These are three Hobgoblins. They are the most articulate of the Cambions as they're usually the ones who interact with visitors, pretending they haven't taken a vow of silence. They'll be a bit startled if the party just attacks (they don't know their illusion is down).



# Act Two



**HOBGOBLINS:** Medium humanoid (goblinoid); LE; AC 18 (chain mail, shield); hp 11 (2d8+2); Spd 30 ft.; Str 13 (+1), Dex 12 (+1), Con 12 (+1), Int 10 (+0), Wis 11 (+0), Cha 9 (–1); Senses Darkvision 60 ft., passive perception 10; Languages Ludremonian, Cambionic; Challenge 1/2 (100)

### *Infernal Taint.*

**Martial Advantage.** Once per turn, the hobgoblin can deal an extra 2d6 damage to a creature it hits with a weapon attack if that creature is within 5 feet of an ally of the hobgoblin that isn't incapacitated.

**Longsword.** *Melee Weapon Attack:* +3 to hit, reach 5 ft., one target. *Hit:* 5 (1d8+1) slashing damage, or 6 (1d10 + 1) slashing damage if used with two hands.

### **Tactical Notes**

Either draw the map of Stanor Monastery Surface Level on a battle map or print out the CC3 version of the map using the Campaign Cartographer printing and viewing software.

The orchard is difficult terrain. All furniture is considered difficult terrain. A character can interact with one object for free during either their Move or Action. If

they have used that free interaction, opening a door is a Use and Object Action.

There are three Hobgoblins. Place them on the edge of the orchard. When the fight starts, the Hobgoblins will shout an alarm, if possible. Otherwise, have the players fight with Disadvantaged Dexterity (Stealth) Checks (DC 10).

The Hobgoblins in 4 emerge from their door two rounds after the alarm. The Hobgoblins in 3 emerge two rounds later. On the seventh rounds, the Hobgoblins in area 5 arrive.

**Round +2:** 4 Hobgoblins from 4.

**Round +4:** 4 Hobgoblins from 3.

**Round +6:** 5 Hobgoblins from 5.

The initial Hobgoblins only have their swords and they will try to use threat of their Opportunity Attacks to contain the party. When the reinforcements appear they will use their bows to attack.

As the Hobgoblins start to fill out their numbers, they will tighten ranks where possible to use their Martial Advantage trait.

### **Scaling Notes**

For three characters, remove two Hobgoblins. For six or seven characters, add one. For eight, add two. Alter all of the reinforcements by the same amount.

### **Rewards**

Aside from XP, characters can find treasure scattered among the pouches of the Hobgoblins. They have 11 CP, 145 SP, and 131 GP among them.

**Note:** *An average party will be ready to go up a Level after this fight.*

### **2) The Lesser Hall**

When the players enter this room, read or paraphrase the following.

---

*This room brims with heat and steam. The ceiling seems to hang low. The shutters are tight. The light comes from several lamps. A large brick oven stands*



# Act Two

against one wall. Wood stoves line up on either side. On the opposite wall, a table creaks under the heavy preparations for tonight's supper. A door leads out the south wall and another out the west. Flimsier doors stand on the east walls.

If the alarm hasn't sounded, continue with:

Four heavily robed monks stand among the sweltering heat, their hoods still tight over their heads. They work in eerie silence.

There are 4 Hobgoblins.

### 3) The Great Hall

When the characters enter this room, read or paraphrase the following:


This room is large and airy, the shutters thrown open to the air, letting light stream in. A large table dominates the room, surrounded by benches that could seat more than a dozen. The table seems to strain under the weight of years of wax and layers of dust, a golden patina in the shafts of light.

Double doors lead out to the east and a smaller door stands in the same wall, south of that. To the north, a single door leads out.

Written on the ceiling is one of the teachings of Sepinus and the Three Paths: "The truth is always hidden."

If the alarm hasn't sounded, continue with:

Four monks work in this room. Two of them sweep while the other two clean the benches. Strangely, none of them seem to have noticed the dust on the table.





# Act Two

4 Hobgoblins.

## 4) The Chapel

When the characters enter the room, read or paraphrase the following:

*This small room has a strange sense of space to it, as if the calm it carries belies the nearness of the walls. Light streams in through broken stained glass and between boards, falling in dappled pools of color. An altar stands on the north wall, the rest of the space is open for the congregation to stand or sit on the floor. The twisted gold of the circle and diamond above the altar shines even though no light falls on it. The double doors to the east and the single one to the south are solid and old, a seemingly perfect barrier against the noises of the outside world.*

If you ran the Teaser:

*This might not be the Church you remember and these might not be the symbols that held your faith, but there is still a power here. You can only guess these people have forgotten how to know God, but there is no doubt in your mind that God has not forgotten how to know them.*

Above the altar is inscribed: "Seek the hidden meaning in all things."

The trapdoor in the corner is not obvious, but the most cursory search will find it.

### Dramatic Purpose

The purpose of this room is to give the characters who played the Teaser a sense there is still something worth fighting for in this world. For others, it is to show that even an Ulcer takes time to overpower the touch of God.

## 5) Cells

When the characters enter this barn like building, read or paraphrase the following:

*Curtains line this long, dark hall. The air here hangs stale and oppressive; the thatch roof seems to crowd in from above.*

5 Hobgoblins sleep in these cells unless the alarm has gone off. Determine which cells randomly.

A search of the cells will reveal a stash of treasure wrapped in rags stiff with dried blood. This is found in the third cell from the northeast corner. Inside are 75 SP and a 120 GP silver ring with brown anixite stone.

Also in that cell is a book. It looks like it has been used for privy rags. If a character has the moral courage to examine the book they can find remnants of certain teachings of Sepinus:

"The paths of life:

"The Path of Subtly is the path of quiet, the path of the least force, the quiet path of seeking and finding, of humility and questing. Of peace.

"The Path of Force is the path of strength and aggression, of forthrightness. It is the path of combat and glory. It is the path of the most resistance.

"The Path of Guile is the path of wit and intellect, the path of twists and turns. The path of knowledge and learning. The path of wisdom."

Elsewhere in the book:

"The truth turns.

Life turns.

The world turns.

But most of all...

...the paths turn."

## 6) Pantry

This room is filled with the foodstuffs of the monks. The entire supply has become infested with maggots.

## 7) Buttery

This room holds the drinks for the Monastery. All the drinks have turned.

## The Catacombs

The catacombs hold the bodies of all the monks who have died during the life of the Monastery. Originally, this consisted of the center room, the four branch rooms, and complexes of crypts beyond that. When the far sections filled, the monks sealed up those sections.





# Act Two

Since the formation of the Ulcer, the Hobgoblins have been using these tunnels as an Undead farm. They've pulled out all the dead who've animated from the effects of the Ulcer alone and they've tried to prepare others to become greater forms of Undead, with some success.

This is the middle ground between the tunnels which were created by the Ulcer and the undisturbed surface. This makes the catacombs a sort of war zone between the natural and the infernal.

## Dramatic Purpose

The Dramatic Purpose of this section is to give the players a warm up for things to come. The fights aren't too challenging and yet the characters should break a sweat. This section also gives the Ulcer a story purpose. This isn't just a random bit of evil. Búmak is using his resources wisely, harvesting an army from the bodies in this crypt.

## 8) Catacomb Center

It's dark down here. If the characters produce a light source, read or paraphrase the following:

---

*You come down the ladder into a room ripe with age and mildewed rot. The air chokes at your lungs, heavy, full of dust and the only illumination is your swaying light. The floor and ceiling are dirt. The walls are old fieldstone. In the walls, four rows high, are rank on rank of arched tombs. They look like each was designed to hold a body, but all the tombs appear empty.*

---

*You hear a clicking sound, like metal on stone. It seems to echo from all directions at once. You can't pin it down.*

---

The sound comes from the east, but it's impossible to tell that by listening alone. Only by moving down tunnels and listening to how the echoing sounds grow or recede can the characters determine the direction.

## 9-12) Hallway

When the characters enter, read or paraphrase the following:

## The Guild Master

The Guild Master probably fought in the War in Heaven, but that isn't his primary thrust. He is a master of all things Arcane, and he believes that magic is the one pure art in the world. He loves magic, has dedicated his life to its research. He might be from a modern society that hates magic, an outsider. He might be from a society that condones it. Whatever the truth, he believes that the Church's stance against magic is just plain wrong.

The Guild Master finds himself, whether through birth or the Sundering, in a world that reviles his great love. He sees before him a destiny. He must rebuild magic in the world into a great and respected art. Whether he comes upon this himself or it is suggested to him is for future adventures to decide, but his road stretches out in front of him, and it's paved in arcane lore.

The Guild Master is good for any Race, or Class, but it fits Wizards or Sorcerers best.

---

*This dark hallway creeps back into the gloom, and with your light sources, it almost seems more like you're looking down a well than through a corridor. The dust swirls in your light as if the illumination alone is enough to disturb it.*

---

## 13) Zombie Crypt

When the characters enter, read or paraphrase the following:

---

*This room seems slightly less ancient than the rest of the areas, or maybe it was just rebuilt recently. The stone is smoother, the cracks fewer. The air here isn't quite so oppressive. In the center of the far wall, an archway stands. Someone has filled it with neatly mortared bricks.*

---

*A moment after your light hits the chamber, arms reach from the tombs, flailing about, the flesh tattered and rotting, breaking off in little globs to splash about the room.*

---

The Zombies here are only partially animated. They can't do much more than disgust the party.



# Act Two

## Dramatic Purpose

The purpose of this encounter is merely to show that this is a situation “in progress.” It gives the characters one more reason to act fast. Things are getting worse over time.

Read or paraphrase the following:

*As you walk into this room, you can see no immediate cause for the noise, only empty tombs and discarded tools.*

## 14) Empty Room

When the characters enter, read or paraphrase the following:

*The dust in this room has settled into deep tracks of skeletal feet. This room seems quieter, as if it sucks up all your sound, and as you play your light around this room, you can see the tombs are all empty.*

The Hobgoblins have harvested all the Skeletons in this room.

## 15) Excavation Room

As the party approaches, announce the metal on stone sound is getting louder. If they extinguish their light source and can still see, read the following:

*You creep into a room lined with empty tombs. On the far side, hobgoblins tear the bricks out of the wall, widening what appears to be a once-sealed archway. A trickle of light from a candle is all that illuminates this room.*

Conduct normal Checks for Surprise.

If the party doesn't put out their light, the Hobgoblins set down their weapons and prepare for battle. They put out the candle.

Conduct normal Checks for Surprise.


In this situation, the Hobgoblins have pressed up against the walls on either side of the doorway. They might just get the drop on the party.

The Hobgoblins here are trying to expand the tunnel into the Ulcer. There *should* be more crypts on the other side, but with the Ulcer intruding on the world, access to those crypts has been lost.

**HOBGOBLINS:** Medium humanoid (goblinoid); LE; AC 18 (chain mail, shield); hp 11 (2d8+2); Spd 30 ft.; Str 13 (+1), Dex 12 (+1), Con 12 (+1), Int 10 (+0), Wis 11 (+0), Cha 9 (–1); Senses Darkvision 60 ft., passive perception 10; Languages Ludremonian, Cambionic; Challenge 1/2 (100)

**Infernal Taint.**

**Martial Advantage.** Once per turn, the hobgoblin can deal an extra 2d6 damage to a creature it hits





# Act Two

with a weapon attack if that creature is within 5 feet of an ally of the hobgoblin that isn't incapacitated.

**Longsword.** *Melee Weapon Attack:* +3 to hit, reach 5 ft., one target. *Hit:* 5 (1d8+1) slashing damage, or 6 (1d10 + 1) slashing damage if used with two hands.

**Longbow.** *Ranged Weapon Attack:* +3 to hit, ranged 150/600 ft., one target. *Hit:* 5 (1d8+1) piercing damage.

## Tactical Notes

There are two Hobgoblins in the room. They lie in wait for the PCs. They press the advantage as much as possible, making sure to stay close enough together to get their Martial Advantage into play.

## Scaling Notes

For five PCs, add one Hobgoblin. For six or seven characters, add two. For eight, add three.

## Rewards

120 GP and a 90 GP honey yellow anixite stone between them.

### Dramatic Purpose

This is a straightforward fight. It's meant to stretch the characters' abilities.

## 16) Skeleton Room

When the characters enter this area, read or paraphrase the following:

*As you approach this room, you see five skeletal shapes milling about, stirring up dust and looking lost in the tattered remains of their funeral robes.*

*The moment they see you, they spring to attack.*

**NEW SKELETONS:** Medium undead; LE; AC 13 (natural armor); hp 13 (2d8+4); Spd 30 ft.; Str 10 (+0), Dex 14 (+2), Con 15 (+2), Int 6 (-2), Wis 8 (-1), Cha 5 (-3); Damage Vulnerability bludgeoning; Damage Immunities poison; Condition Immunities exhaustion, poisoned; Senses darkvision 60 ft., passive perception 9; Languages Understands languages it knew in life but cannot speak; Challenge 1/8 (25)

**Infernal Taint.**

**Shortsword.** *Melee Weapon Attack:* +4 to hit, reach 5 ft., one target. *Hit:* 5 (1d6+2) piercing damage.

## Tactical Notes

There are four New Skeletons in the room. They lie in wait for the PCs. They attack mindlessly, trying to mob the characters near the entrance.

## Scaling Notes

If the party consists of three to ten members, pit them against the same number of enemies.

## Rewards

One of the Skeletons was buried with 1 PP sewn into his burial robe. Why? The only people who might remember are dead. In reality, it was just a quirk of that one Monk. He didn't want to be buried without a little wine money.

### Dramatic Purpose


This is a straightforward challenging fight. It's meant to stretch the characters' abilities.

## 17) Snaking Corridor

When the characters enter this area, read or paraphrase the following:

*This tunnel winds through the solid bedrock as if formed by a giant snake. And yet as you travel down this choking, confining space, you can see no evidence of tools and none of the normal look of worked stone. It's as if this tunnel appeared, unnaturally and all at once, in the living stone.*

They are now entering the Ulcer proper. The characters are shifting into another place in space and time. A place close to Hell.





# Act Two

## 18) Bottomless Pit

When the characters enter this area, read or paraphrase the following:

*The tunnel opens into a wide, low room. The air here is choking and your light sources barely seem able to beat back the darkness. In the center of the room, a pit descends into the ground. The edges crumble and ooze slightly. The ground here seems to give off a brown-black fluid, as if the earth here leaked pus or some kind of corrupted blood. A rope hangs down into the darkness.*

*But the room isn't empty. On the far side of the room you see the priest Weracy, cowering before a tall man in armor, whose black hood is thrown back from his head. His face seems red and raw, as if abraded. He seems to sense you. Turning slowly, a grin spreads across his face.*

*"Ah," he says. "We've been waiting for you."*

The Wind Wraith is ready for the group. Despite the Demon's tricks to allow the characters in, the Wind Wraith will try his best to kill them. He figures that if the party dies here, the Ulcer has more time to peacefully develop. A sacrifice when the Ulcer is more powerful would, after all, be more effective than one now.

**WERACY:** Medium humanoid (common man); NG; AC 12; hp 9 (2d8); Spd 30 ft.; Str 12 (+1), Dex 14 (+2), Con 9 (-1), Int 14 (+2), Wis 11 (+0), Cha 11 (+0); Saving Throws Int +4, Cha +2; Skills Religion +4 Stealth +4; Senses passive perception 10; Languages Ludremonian, Divine Tongue; Challenge 1/8 (25)

**Dagger.** *Melee Weapon Attack:* +3 to hit, reach 5 ft., one target. *Hit:* 3 (1d4+1) piercing damage.

**Sling.** *Ranged Weapon Attack:* +3 to hit, ranged 30/120 ft., one target. *Hit:* 4 (1d4+2) bludgeoning damage.

**WIND WRAITH:** Medium undead; LE; AC 21 (shield and +1 plate); hp 37 (5d8+15); Spd 30 ft.; Str 15 (+2), Dex 13 (+1), Con 16 (+3), Int 12 (+1), Wis 13 (+1), Cha 12 (+1); Saving Throws Con +5, Wis

+3; Skills Intimidation +3, Perception +3; Damage Resistance necrotic; Damage Vulnerability radiant; Damage Immunity Poison; Condition Immunity exhaustion, poisoned; Senses darkvision 60 ft., passive perception 13; Languages Cambionic, Infernal, Ludremonian, Divine Tongue; Challenge 5 (1,800)

### **Infernal Taint.**

**Command Undead.** The Wind Wraith can force undead to obey his orders. This works automatically on "mindless" undead such as Skeletons and Zombies. Undead with a will can make a Wisdom Saving Throw (DC 11) to resist.

**Aura of Fear.** 20' Radius. All characters must make a Wisdom Saving Throw (DC 11). If they fail, they gain the Frightened condition. If the Wraith attacks someone that would trigger an Ideal, Flaw, or Bond of the character, the character may make a new Saving Throw. In addition, if the character loses line of sight to the Wind Wraith he may make a new Saving Throw. The Wind Wraith can turn this power on or off at will, no action needed.

**Spellcasting.** The Wind Wraith is a 5<sup>th</sup>-level spellcaster. Its spellcasting ability is Intelligence (Spell Save DC 11, +3 to hit with spell attacks). The Wind Wraith has the following Wizard spells prepared:

Cantrips (at will): Mage hand.

1<sup>st</sup> level (4 slots): Feather fall, fog cloud, sleep, thunderwave

2<sup>nd</sup> level (3 slots): Gust of wind

3<sup>rd</sup> level (2 slots): Stinking cloud







# Act Two

**Multiattack.** The Wraith makes two longsword attacks.

**Longsword +1.** *Melee Weapon Attack:* +5 to hit, reach 5 ft., one target. *Hit:* 7 (1d8+3) slashing damage.

## Tactical Notes

The Wind Wraith and Weracy are in the southeast of the room. The Wind Wraith will open with Sleep or Stinking Cloud, whichever has the better area for the party's placement. From then on he will hack and blast the characters until he or they drop.

One special note. The crumbling, oozing soil of the pit slopes more gently at the lip than many pits. If the Wind Wraith slides a character into the pit, the character can make a Dexterity Saving Throw (DC 5) to fall Prone on the edge rather than going over. If a character falls in, they could make a Check to catch the rope or hit the ledge to the level below (50 ft, 5d6 Damage. A Strength (Athletics) Check (DC 10) means the character catches the rope for half damage. If that fails, they may make a Dexterity (Acrobatics) Check (DC 10) to land on the ledge. If that fails, the character falls into the bottomless pit.)

## Scaling Notes

Subtract 9 hp from the Wind Wraith for less than four characters. Add 9 per character for each character above 4.

## Rewards

The wraith has the +1 plate and a +1 longsword. In addition, he carries 120 SP, 24 GP.

If the party rescues Weracy by killing the Wind Wraith or driving him off, he will explain how he put together that this was an Ulcer. He will explain that he stole the relic knowing that if he were to find the crux of the Ulcer, the holiness of the Splinter could help close it. He will beg the party to continue this journey with them.

Ideally, the party will take him up on this offer.

To continue, the party must climb down the pit. If they look, they can see the ledge down there. Climbing down the knotted rope is a Strength (Athletics) Check (DC 5).

## Dramatic Purpose

This is what is known as an act two twist. To date, the party has been on the trail of Weracy and the little girl with the intention of getting them out. Now they know (if they haven't figured it out yet) that this is bigger than that, an Ulcer is involved. They're offered an alternative, destroy the Ulcer completely. In an act two twist, the characters' goals should change and evolve, sometimes radically.

This is also a difficult fight. It's slightly different from the normal fare, however, because of the single, powerful opponent.

## Ulcer Level

Technically, the party is now in Hell. These corridors developed spontaneously, by a mixture of the Demon's will and the philosophies of the monks of Sepinus. What is left is a dungeon level where the Demon has tried to keep intruders from penetrating to the core, but the teachings of Sepinus have imposed themselves on the structure, giving an attentive party a fighting chance.

## Dramatic Purpose

The purpose of this scene is to allow the characters to experience their own private version of Hell. While the fights are mostly challenging, the real goal here is mood and drama. Hopefully, the characters will see this as a place of evil, and not just a dungeon crawl.

## 19) Down the Pit

As the characters climb down, read or paraphrase the following:

---

*You climb down the oozing, crumbling slope until you find a ledge, jutting out from the east side. Below you, the pit descends to the darkness and you can't see the bottom. Does it have a bottom, or does it open into the air, high above the burning fires of Hell? You don't know. All you can do is push on.*

*The air here is hot and dry. It smells of burned fungus and charred hair. Wispy voices, too soft to make out, play just at the edge of your awareness.*

---



# Act Two

## 20) Hallway

When the characters enter this area, read or paraphrase the following:

---

*This hallway seems to have melted straight from the rock, as if all the stone were solid wax. Streams and rivulets of stone line the walls and the ground seems slightly uneven under your feet.*

---

## 21) Nexus Room

When the characters enter this area, read or paraphrase the following:

---

*This room seems low and close, even though there's plenty of headroom. The walls still have the melted wax look and the smell and the sounds haven't subsided. Passages exit from each wall.*

---

## 22-24) Hallway

These halls are just like the others.

## 25) Skeleton Storage

When the characters enter this area, read or paraphrase the following:

---

*This room has the same melted wax look. Around the edge skeletons stand, as if at attention. There is another exit on the far side of the room.*

---

There are six New Skeletons. The Undead mill about in this room.

**NEW SKELETONS:** Medium undead; LE; AC 13 (natural armor); hp 13 (2d8+4); Spd 30 ft.; Str 10 (+0), Dex 14 (+2), Con 15 (+2), Int 6 (-2), Wis 8 (-1), Cha 5 (-3); Damage Vulnerability bludgeoning; Damage Immunities poison; Condition Immunities exhaustion, poisoned; Senses darkvision 60 ft., passive perception 9; Languages Understands languages it knew in life but cannot speak; Challenge 1/8 (25)

**Infernal Taint.**

**Shortsword.** *Melee Weapon Attack:* +4 to hit, reach 5 ft., one target. *Hit:* 5 (1d6+2) piercing damage.

## Tactical Notes


The Skeletons try to swarm the party. The point of this battle is to make the party think of Skeletons as a straight-forward fight before the next encounter.

## Scaling Notes

Subtract two enemies for three PCs. Add one for five characters. Add three for six. Add four for seven or eight.

## Areas 26-31

When the characters enter this area, how the fight progresses will be determined by which of





# Act Two

the rooms they reach first. As soon as one of the Skeletons activate, they all activate. One round after, Wisdom (Perception) Checks (DC 10) will notice the Skeletons flanking them, giving the characters time to set up a defense behind. Two rounds after the fight starts, the Skeletons will arrive at the central intersection.

There are 29 Frail Skeletons in the area and 1 Fortified Skeleton. The battle will begin with whatever Skeletons are in the room the party finds first. It continues as the rest of the Skeletons arrive on the party's rear two Rounds later.

**FRAIL SKELETONS:** Medium undead; LE; AC 10; hp 4 (1d8); Spd 30 ft.; Str 10 (+0), Dex 14 (+2), Con 15 (+2), Int 6 (-2), Wis 8 (-1), Cha 5 (-3); Damage Vulnerability bludgeoning; Damage Immunities poison; Condition Immunities exhaustion, poisoned; Senses darkvision 60 ft., passive perception 9; Languages Understands languages it knew in life but cannot speak; Challenge 0 (10)

### *Infernal Taint.*

**Shortsword.** *Melee Weapon Attack:* +2 to hit, reach 5 ft., one target. *Hit:* 3 (1d6) piercing damage.

**FORTIFIED SKELETON:** Medium undead; LE; AC 15 (natural armor); hp 32 (5d8+10); Spd 30 ft.; Str 13 (+1), Dex 16 (+3), Con 15 (+2), Int 6 (-2), Wis 10 (+0), Cha 5 (-3); Damage Vulnerability bludgeoning; Damage Immunities poison; Condition Immunities exhaustion, poisoned; Senses darkvision 60 ft., passive perception 10; Languages Understands languages it knew in life but cannot speak; Challenge 1/2 (100)

### *Infernal Taint.*

**Shortsword.** *Melee Weapon Attack:* +5 to hit, reach 5 ft., one target. *Hit:* 6 (1d6+3) piercing damage.

**Shortbow.** *Ranged Weapon Attack:* +5 to hit, range 80/320 ft., one target. *Hit:* 6 (1d6+3) piercing damage.

### **Tactical Notes**

The Frail Skeletons come up behind the party, they will try to form a line in the party's hall so that the Fortified Skeleton can work behind.

### **Scaling Notes**

Subtract six Frail Skeletons for each character under five. Add six for each character over five. If there are 8 characters, add another Fortified Skeleton instead of that character's six Frails.

### **26-28) Hallways**

These halls are just like the others.

### **29) More Skeleton Storage**

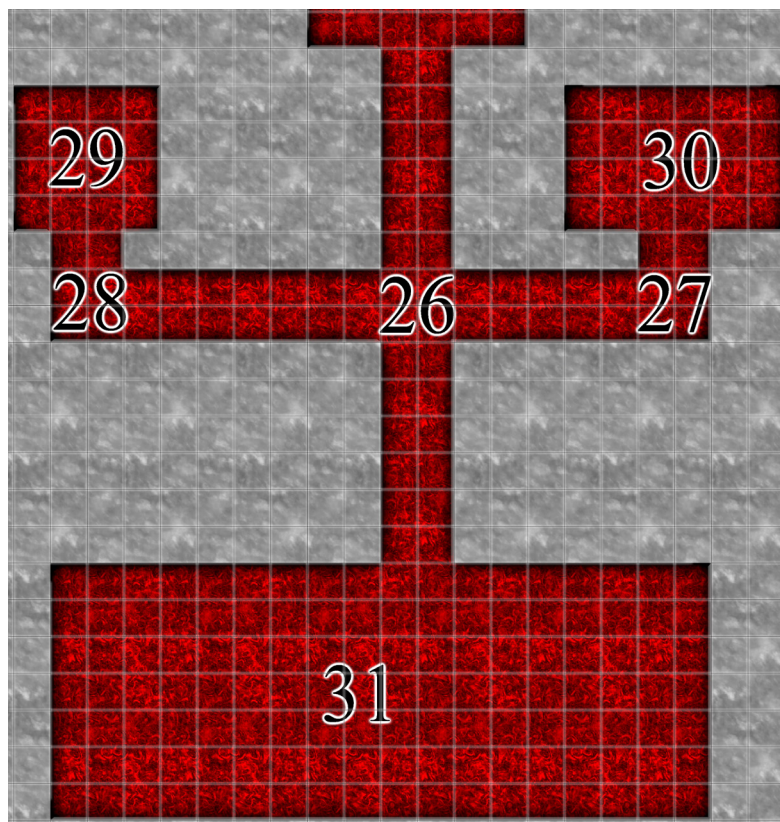
When the characters enter this area, read or paraphrase the following:

---

*This dead end room smells of mushroom and root cellars. Against the far wall, skeletons stand ready.*

---

There are five Frail Skeletons here.





# Act Two

## 30) Still More Skeleton Storage

When the characters enter this area, read or paraphrase the following:

---

*This room seems slightly more melted than the rest. On the far side, next to a wall that has patterns that look like a waterfall, stand more skeletons.*

---

There are five Frail Skeletons here.

## 31) The Final Storeroom

When the characters enter this area, read or paraphrase the following:

---

*This room stretches off to the left and right. Many skeletons stand against the far wall, looking more permanent than those in the other rooms. More disturbing though is the implications. Is the room this large by design? Just how many skeletons do they intend to harvest? How long until this army is ready?*

---

There are nineteen Frail Skeletons here and one Fortified Skeleton.

### Dramatic Purpose

This is another difficult fight. It's meant to stretch the party's abilities.

## 32) New Preparation Room

When the characters enter this area, read or paraphrase the following:


---

*Preparation tables rest against the left and right walls stained with chemicals and rotted fluids. On each table, a skeleton rests. These look bigger than the others somehow, more menacing. They are, however, still.*

---

When the party enters, the Unfinished Skeletons will try to attack. However, they are only animated from the waist up. The party can just run by.

This is a newer room intended to prepare more powerful Undead. The old room (35) was abandoned when it started to develop an unexplained Necrotic force.



The party is probably well-advised to destroy these Skeletons, but they don't earn any experience from doing so.

**UNFINISHED SKELETON:** Medium undead; LE; AC 15 (natural armor); hp 32 (5d8+10); Spd N/A.; Str 13 (+1), Dex 16 (+3), Con 15 (+2), Int 6 (-2), Wis 10 (+0), Cha 5 (-3); Damage Vulnerability bludgeoning; Damage Immunities poison; Condition Immunities exhaustion, poisoned; Senses darkvision 60 ft., passive perception 10; Languages Understands languages it knew in life but cannot speak; Challenge 0 (0)

### Infernal Taint.

**Claws.** *Melee Weapon Attack:* +5 to hit, reach 5 ft., one target. *Hit:* 5 (1d4+3) slashing damage.

### Dramatic Purpose

This fight could be quite difficult if the characters just charge in. If they ignore it or use more clever tactics, it poses no threat whatsoever. With this encounter we are rewarding character intelligence over brute force.

## 33) Hallway

This hall is just like the others.

## 34) Prison

When the characters enter this area, read or paraphrase the following:

---

*The walls of this room seem to have re-formed after the creation, the chains slid into the molten stone before it cooled. Now manacles hang from the walls and the area around these chains have waves, as if someone dropped a pebble into the water and froze the fluid at the moment the waves rippled outward.*

*There's a passageway leading out the left wall. Except for the dangling manacles, the room is empty.*

---



# Act Two

## 35) Old Preparation Room

When the characters enter this area, read or paraphrase the following:

---

*This room seems to have been abandoned. Metal brackets, once melted into the walls, now protrude only slightly, broken off. Great scrapes show where someone has dragged large furniture toward the door.*

*On the far side of the room, the air seems darker. A pulsing sphere of energy, or perhaps a point of dark light with a spherical nimbus, floats at chest height for a human. Rays seem to shimmer out of it and although the light is somewhat bright...it is cold.*

---

This is a sphere of Necrotic energy, the residue of the other Undead, now turning into something more. The party would be best to leave it alone.

Touching this effect causes 5 Necrotic Damage. As the relic is evil, putting the relic into it makes it flair brilliantly, causing a 10 ft. radius blast for 2d6 Necrotic Damage. A successful Constitution Saving Throw (DC 10), reduces the damage to half.

This is a relatively permanent fixture, but if the characters come up with a clever way of damaging it let them see some small effect. This should give them a sense of accomplishment and reassure them the thing *can* be destroyed without removing the effect itself.

## 36) Hell Room


When the characters enter this area, read or paraphrase the following:

---

*This room radiates a great heat from deep inside. The floor is a reddish sand, the melted walls seem to have the faces of damned souls embedded in them. The air shimmers with heat, and images in the melted wax seem to move slightly.*

*On the far side of the room, a tall skeleton stands. Its eyes flicker with red flame, and it brandishes a large ax. As it comes into view, it moves, suddenly spinning the ax around its head, falling into a battle stance.*

---





# Act Two

This room is the nexus for the three paths of Sepinus. It starts with a straightforward fight.

**SKELETON OF FIRE:** Medium undead; LE; AC 15 (natural armor); hp 58 (9d8+18); Spd 30 ft.; Str 18 (+4), Dex 11 (+0), Con 15 (+2), Int 6 (-2), Wis 8 (-1), Cha 5 (-3); Damage Vulnerability bludgeoning; Damage Immunities fire, poison; Condition Immunities exhaustion, poisoned; Senses darkvision 60 ft., passive perception 9; Languages Understands languages it knew in life but cannot speak; Challenge 3 (700)

### *Infernal Taint.*

**Greataxe.** *Melee Weapon Attack:* +6 to hit, reach 5 ft., one target. *Hit:* 10 (1d12+4) slashing damage, + 7 (2d6) fire damage.

### **Tactical Notes**

The Skeleton of Fire will try to press the combat, relying on his powerful melee attacks.

### **Scaling Notes**

Subtract 14 HP for three characters. For each character above four, add 14 HP.

Above the doors the different paths are marked in the Divine Tongue. From here, the characters must decide how to proceed.

If Weracy is present, he says:


---

*"I've heard of this. The Ulcer doesn't want us to get past this point, but it can't actually stop us. That would be a violation of free will, and we aren't in Hell yet...at least not entirely. No, it's trying to keep us out, but the best it can do is this. These things often manifest according to the personalities of their former owners. A fellow who likes mazes might find a maze developing under his house...one who likes fighting might find a battle arena. All of these are symptoms that an Ulcer is growing, and it's using the nature of the people who lived here as a building block for its terrors.*

*"I wouldn't expect whatever comes next to be easy."*

---

These paths are a strange mix of the Demon's will and the teachings of the monks. The paths are straight out of the teachings of Sepinus, but Búmak, being a Demon of Deceit, managed to label them



misleadingly. In the teachings of Sepinus, the Saint outlined the three paths that all men follow. He also explained each path's strengths and weaknesses. For instance, he noted that people who walked the Path of Guile were often fooled by those who walked the Path of Subtlety.

So the paths are *not* labeled by the approach that a character should use to defeat them. They are labeled by the approach the tests will be using to defeat the *characters*. Unfortunately, the characters probably won't figure this out right away.

The characters will probably split up for this, each to their abilities. That's all right. It should even be encouraged.

### **Dramatic Purpose**

This is a straightforward challenging fight. It's meant to stretch the characters' abilities. What comes next, however....



# Act Two

## 37) Hallway

This hall is just like the others.

## 38) Path of Guile (Actually Subtlety)

When the characters enter this path, read or paraphrase the following:

*As you round the corner into this room, you see figures appear, one for each person who entered. These are tall men, almost featureless, unbelievably bland. Their hands wave in the air in front of them and a network of light appears—a tangled, writhing mess of bands which discharge violently when they twist near the ceiling, floor or wall. You might be able to dodge through these...if only you can figure out the pattern.*

This is actually the Path of Subtlety, as that's what the characters should use to overcome it. It is possible to master the pattern, but it's not likely. The character would have to make it through in a series of leaps, each of them an Intelligence Check (DC 20). Four total are necessary. Each failure delivers 1d6 Lightning Damage and hurls the character back to the starting place, no Saving Throw.


The trick here is the men controlling the bands are predicting the characters' movements. If the character can get lost, become invisible, create a feint

### The Seeker

The Seeker fits best if she came from Heaven, but she can fit in any background. She has studied Arcane magic, if only to dabble, and has grown in power because of it. Still, she has an open mind, unlike the Guild Master. She believes that it's a pure art, but she is a person who always questions. She doesn't presume to have found the truth.


The Seeker finds herself, whether through birth or the Sundering, in a world that mostly reviles magic. She seeks to understand this hate, and those of great power and wisdom will see this openness in her. They will make their case to her, and as her path progresses, she'll begin to see why they think magic is so dangerous after all.

The Seeker is good for any Race or Class. The Seeker needs to rely on magic for her power, although you might just be able to pull this off through the right selection of flashy magic items. It's probably best that the character not rely on magic for their entire character concept. For instance you could argue a Bard has other skills that are supplemented by magic. Multiclass would work as well. If the character comes from present day, a Warlock that is uncertain about the wisdom of her pact could also be a good choice, for other obvious reasons.





# Act Two



or otherwise trick the opponent, then they can get through with one Intelligence Check (DC 5).

Once the characters have hit on this idea, be generous with what works to get them through. This isn't about being exceptionally subtle. This is about figuring out the characters are *supposed* to be subtle.

## Tactical Notes

Still, for the most part this battle takes place in the theater of the mind. Allow players to use miniatures to keep up the illusion, but this isn't really a tactical encounter.

## Scaling Notes

This encounter self-scales. The number of characters doesn't matter.

## Rewards

Assign 140 XP per character who successfully makes it through this path.

### Dramatic Purpose

The purpose of this encounter is to allow the character to beat an unbeatable challenge by outsmarting it. The characters have been bashing their way through this entire adventure so far. It's time for Búmak to start showing why he's a Demon of *Deceit*.

## 39) Hallway

This hall is just like the others.

## 40) The Path of Force (Actually Guile)

When the characters enter this path, read or paraphrase the following:

*As you step into this hallway, you see a series of alcoves along the walls, opposite one another, in four sets of two. As you step forward, the first two alcoves flicker with a purple/red light and warriors step out, bedecked in demonically inscribed armor. There is one for each person who entered. They brandish swords and set against your charge.*

This is actually the Path of Guile. Attacking with force would be foolhardy at best. Each time a foe is defeated or bloodied, the next set of alcoves belch out an enemy. They increase in strength as shown below.

The best way to beat them is to outthink them. They are dumb as rocks.

Once the characters have hit on this idea, be generous with what works to get them through. This isn't about being exceptionally intelligent. This is about figuring out the characters are *supposed* to be intelligent.

**SOLDIER (1<sup>ST</sup> TIER):** Medium humanoid (common man); Neutral; AC 15 (chain shirt, shield); hp 16 (3d8+3); Spd 30 ft.; Str 13 (+1), Dex 12 (+0), Con 12 (+1), Int 10 (+0), Wis 11 (+0), Cha 8 (–1); Saves Str +3, Con +3; Skills Athletics +3, Perception +2; Senses passive perception 12; Languages any; Challenge 1/4 (50)





# Act Two

**Longsword.** *Melee Weapon Attack:* +3 to hit, reach 5 ft., one target. *Hit:* 5 (1d8+1) slashing damage.

**Longbow.** *Ranged Weapon Attack:* +3 to hit, ranged 150/600 ft., one target. *Hit:* 5 (1d8+1) piercing damage.

**SOLDIER (2<sup>ND</sup> TIER):** Medium humanoid (common man); Neutral; AC 18 (half plate, shield); hp 45 (7d8+14); Spd 30 ft.; Str 16 (+3), Dex 13 (+1), Con 14 (+2), Int 10 (+0), Wis 12 (+1), Cha 8 (–1); Saves Str +5, Con +4; Skills Athletics +5, Perception +3; Senses passive perception 13; Languages any; Challenge 2 (450)

**Multiattack.** The soldier makes two melee attacks.

**Longsword.** *Melee Weapon Attack:* +5 to hit, reach 5 ft., one target. *Hit:* 7 (1d8+3) slashing damage.

**Longbow.** *Ranged Weapon Attack:* +3 to hit, ranged 150/600 ft., one target. *Hit:* 5 (1d8+1) piercing damage.

**SOLDIER (3<sup>RD</sup> TIER):** Medium humanoid (common man); Neutral; AC 20 (plate, shield); hp 65 (10d8+20); Spd 30 ft.; Str 17 (+3), Dex 13 (+1), Con 14 (+2), Int 10 (+0), Wis 12 (+1), Cha 8 (–1); Saves Str +5, Con +4; Skills Athletics +5, Perception +3; Senses passive perception 13; Languages any; Challenge 3 (700)

**Multiattack.** The soldier makes two melee attacks.

**Longsword.** *Melee Weapon Attack:* +5 to hit, reach 5 ft., one target. *Hit:* 7 (1d8+3) slashing damage.

**Longbow.** *Ranged Weapon Attack:* +3 to hit, ranged 150/600 ft., one target. *Hit:* 5 (1d8+1) piercing damage.

**SOLDIER (4<sup>TH</sup> TIER):** Medium humanoid (common man); Neutral; AC 20 (plate, shield); hp 84 (13d8+26); Spd 30 ft.; Str 18 (+4), Dex 13 (+1), Con 14 (+2), Int 10 (+0), Wis 12 (+1), Cha 8 (–1); Saves Str +6, Con +4; Skills Athletics +6, Perception +3; Senses passive perception 13; Languages any; Challenge 4 (1,100)

**Multiattack.** The soldier makes two melee attacks.

**Longsword.** *Melee Weapon Attack:* +6 to hit, reach 5 ft., one target. *Hit:* 8 (1d8+4) slashing damage.

**Longbow.** *Ranged Weapon Attack:* +3 to hit, ranged 150/600 ft., one target. *Hit:* 5 (1d8+1) piercing damage.

## Tactical Notes

The soldiers just try to overwhelm the party. The point of this battle isn't to win tactically (which is almost certainly impossible), but to get through alive. If the players get too locked in to miniatures on the board, start describing the battle in more cinematic ways to promote free thinking. This could be the most difficult path in the adventure, not because it's harder than the rest, but because the nature of miniatures on a grid make people think in tactical rules, and to avoid "outside the box" innovation.

## Scaling Notes

This encounter self-scales. The number of characters doesn't matter.

## Rewards

Assign 140 XP per character who successfully makes it through this path.

### Dramatic Purpose

The purpose of this encounter is the same as the other paths.

## 41) Hallway

This hall is just like the others.

## 42) The Path of Subtlety (Actually Force)

When the characters enter this path, read or paraphrase the following:

---

*This area seems filled with twisting side passages and broken debris. As you step inside, you see men appear, clothed in black with masks. They salute you and step back, blending into the shadows as if by magic.*

---

This is actually the Path of Force. The characters should be able to weather a single Attack (or more) from these guys, but out-sneaking them is almost impossible. Still, they will probably try, so....

While a person could beat them in the type of Sneak Attack war they are trying to wage, it's unlikely. They can choose to do the minimum damage for their Sneak Attack, and they will do this the first attack of combat (but roll the dice anyway, so the characters can be frightened by how many.)



# Act Two

The easiest way to beat them is to wait for one to attack and then just hack away. They are easy to beat in a straight fight.

Once the characters have hit on this idea, be generous with what works to get them through. This isn't about being exceptionally forceful. This is about figuring out the characters are *supposed* to be forceful.

**SUPER THIEF:** Medium humanoid (common man); Neutral; AC 16 (studded leather); hp 5 (1d8+1); Spd 30 ft.; Str 12 (+1), Dex 18 (+4), Con 13 (+1), Int 14 (+2), Wis 10 (+0), Cha 8 (-1); Saves Dex +6, Int +4; Skills Perception +6, Stealth +10; Senses passive perception 16; Languages any; Challenge 0 (10)

**Sneak Attack.** If the Super Thief attacks an unaware target, he does 17 (5d6) additional damage.

**Shortsword.** *Melee Weapon Attack:* +6 to hit, reach 5 ft., one target. *Hit:* 5 (1d6+4) slashing damage.

## Tactical Notes

The Super Thieves are only really dangerous when attacking from concealment. There are swirling clouds of darkness throughout this room, so a char-

acter can use Stealth if he can move 10 feet from an opponent. Once hidden, a character does not become visible again until detected by a Perception Check or until after he attacks.

## Scaling Notes

This encounter self-scales. The number of characters doesn't matter.

## Rewards

Assign 140 XP per character who successfully makes it through this path.

## Dramatic Purpose

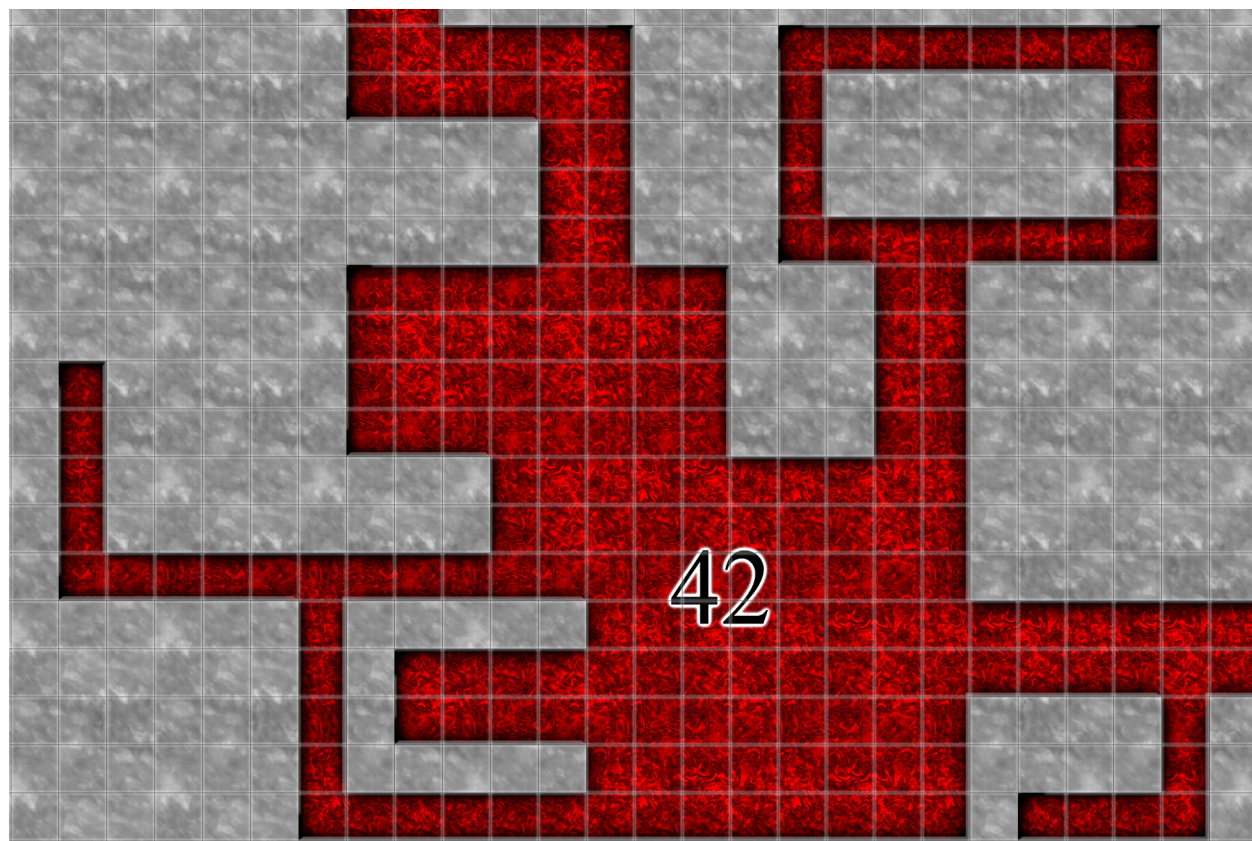
The purpose of this encounter is the same as the other paths.

## 43) Hallway

This hall is just like the others.

## 44) Path of Sin

Allow the characters to meet back up after the three paths, then read or paraphrase the following:





# Act Two

*This hallway is nondescript. At the far end, you see two giant double doors, made of a black metal. The way seems easy. Too easy.*

Each character must weather his own temptations to pass through. The GM should tackle each character separately.

The best way to handle this encounter is to delve into the character's back story. Were their parents tortured to death by Fallen Angels? Maybe revenge is their Achilles' heel. Have they dedicated their lives to study? Maybe books are their weakness.

If this fails (possibly because they are more tactical gamers with sketchy back stories), look at their behavior. If they've attacked every problem with a straightforward charge, maybe glory in battle is their great-

est temptation. If they've gone out of their way to help the urchins in Belm, maybe they are tempted with being a great savior of orphans.

If there is nothing better to go on, fall back on the Race's Deadly Sin. Below are example temptations. Make sure that no two characters get the same vision, even if they are being tempted by the same thing.

## **The Son of Prophecy**

*You stand in the fields of Heaven. The light of God bathes the rolling hills in gentle illumination. The grass blows in a slight breeze. There is no hint of war, or pain, or death. Everything is perfect. Everything is exactly as it should be.*

*You are home.*





# Act Two

---

## The Vindicator

*Your blades flash as you dance and spin around the fallen angel. He sways before your hacks and thrusts, already sluggish from his wounds. With a last, twisting hack, you cut deeply into his body. He stumbles one step, two, then he looks at you with confusion in his eyes.*

*Then he falls.*

*Behind him, the Fallen Host arrays. They look at you and you can sense the fear.*

*You attack.*

---

---

## The Trooper

*Below you the armies array. In orderly ranks, your forces. Opposed, the enemy surges forward. With a call, you order your forces to respond.*

*The two armies clash and you begin your plan. A feint here, and push there. Your archers spring from hiding. The arrows rain down on the enemy. The enemy falls in droves. Your troops are all but untouched. A perfect plan. The perfect field.*

*A perfect day.*

---

---

## The Guild Master

*You open a door into the largest library you've ever seen. In front of you, row upon row of books, stretching out into the darkness. History. Politics. Arcana. Geography. Religion. The titles go on and on. You trail your fingers along the spines, the smell of dust and parchment strong in your nose. You could read forever.*

*You've never even dreamed of such a place.*

---

---

## The Seeker

*You finish the last gesture, and know that it's perfect. You sink to your knees, the light throwing a long shadow behind you. Air stirs your hair, strokes your skin. You fall into a deep meditation.*

*And your mind is at ease.*

*You've done it. You mastered the last secret. There are no more questions in your mind. There is no more uncertainty. You know a perfect, flawless, peace of heart.*

*You draw in a clear, breath. You let it out.*

---

---

## Dwarf (Greed)

*You find yourself walking through great stone halls in a lavish mountain mansion. Finely worked stone fits together in the walls and floor, laid there by expert hands. Tapestries of cunning detail hang from the walls. Doors of perfect craftsmanship rest precisely in measured doorways.*

*At the end of the hall two double doors swing open soundlessly at the touch of your hand. As the way clears, you see a tremendous room filled with treasure. Gold lies in piles. Armor and weapons hang from the walls, gems lay strewn like pebbles.*

*And all of it's yours.*

---

---

## Elf (Pride)

*You ride into your city, watching the rose petals and autumn leaves fall from tall, delicate towers, thrown by adoring children. All around, throngs of people rush forward, enchanted by the sight of you, reaching to touch a hem, a boot, anything just to have physical contact. Women weep with joy to see you. Men throw themselves prostrate to the ground.*

---

### Handling Long Description

This room contains some longer descriptions. These, if handled improperly, can frustrate players. The best way to handle these is to let the players know the information presented isn't going to interfere with their actions. If a player blurts out that they do something in the middle of description, make eye contact and nod. If they repeat or seem concerned that events will pass them by before they are allowed to act, say, "So noted," or, if that doesn't seem enough, say, "Great, let me finish describing this scene, then I'll describe what happens when you do that," or "Just let me finish this description, it all pretty much happens at once." The important thing is to make sure they know that they *can* act. Too many players have been railroaded by long descriptions in the past. If all else fails, interrupt the description to handle their actions, then finish the description in dribs and drabs while they act.





# Act Two

*You are the hero, returning in victory. They know you, and they worship you. You know in your heart that this is your destiny.*

---

## Gnome (Deceit)

*You stand in front of a throng of people, on a stage made of the finest sculpted and fitted woods. As you open your mouth, a hush falls over the audience and they lean perceptibly toward you. You can feel their awe, their anticipation.*

*And then you begin to speak. Your words ring out through the crowd, cunning tales that resonate in the hearts of all who hear them. You can see their faces slack as they become one with your tale, everyone a willing listener, a willing participant. Eager for the next word, the next image, the next phrase.*

---

## Halfling (Gluttony)

*You step into the greatest feast hall you've ever seen. Tables strain under the weight of succulent roasts and exquisite dishes. Breads lay by the dozens, the smell of the fresh loaves perfect and poignant in the air. The finest wines wait for tasting, the freshest fruits and vegetables.*

*All for you. Servants wait at your beck and call and you know that you need never leave, that this feast can go on forever. Forever.*

---

## Human (Wantonness)

*You enter a raging party in a large, luxuriously decorated room. Men and women sing and laugh, alcohol pours by the bucket. There's dancing, storytelling, jokes, and ribaldry. There's something here for everyone, and you can tell the party is only now getting into full swing. You are just in time.*

*You can't decide what to try first. The drinks range from fine to strong to plentiful. The music and dancing are first rate. The companionship is some of the finest you've seen. You are home here.*

---

Once the visions kick in, the characters must fight their temptations or suffer the consequences. Those who fail repeatedly will wither away here, lost in a fantasy world that exists only in their heads.

The room Attacks every Round dealing 1d4 Psychic Damage. The target may make a Wisdom Saving Throw (DC 10) every round to resist, eliminat-

ing the effect and avoiding the damage, but this Saving Throw has Disadvantage. This continues until the target resists once, then the effect passes.

Every Round they remain inside, continue to describe events. If a loved one or someone they respect tries to call out to them, have them make a Charisma (Persuasion) Check (DC 10). On a success the character negates the target's Disadvantage.

## Dramatic Purpose

The purpose of this encounter is to make the players overcome a personal threat. The more personal an encounter, the more the adventure will seem real and the less it will seem like store-bought fare.

## 45) The Heart of Darkness

When the characters enter this final room, read or paraphrase the following:

*You enter a large, wide room with high, vaulted ceilings. Torches on the walls cause shadows to dance and leap as you watch. In the center of the room a festering pit belches dark clouds of infernal energy. Above it, some thirty feet off the ground, hangs a wooden platform. Four statues of demons stand surrounding the pit and chains hang from the ceiling, swinging under the influence of the dark drafts from below.*

*Two staircases rise, one on the left and one on the right. They rise from near the pit to their respective walls, where they end in landings. Off these landings, stairs climb in either direction, skirting the wall to further landings in the corners. From here, stairs climb to a landing above the door, forty feet high, and one on the far wall.*

*On that far landing a demon stands near eight feet tall, flickering with dark flames. His skin is composed of mauve, warty growths and horns grow back along his head, curling around behind where his ears should be and ending in points at either jaw hinge. He carries a dark sword, and he points when you enter, roaring in anger.*

*On the platform above, a young girl weeps, suspended as if at any moment she could drop as a sacrifice into this pit. You know at that moment that you've found it. This is the heart of the Ulcer, the source of all this evil. It's this you came here to destroy.*



# Act Two

*Weracy looks at the pit in front of you in horror. "That's it!" he cries out. "We have to close the pit. Throw the Splinter inside. Do it now!"*

---

This is it, the final battle. This isn't quite Act Three, however.

The Ulcer will put up a token resistance. It can feel the Splinter's presence and it *wants* the party to throw it inside. Still, this Ulcer is bound to a Demon of Deceit. Much of what the party sees here is not quite as it seems.

Balls of green fire will rise out of the pit and fly at anyone who tries to approach. The balls strike as a +3 Ranged Attack causing 3 (1d6) Fire Damage. If a character is hit, he will fly back to the closest wall. A Strength Check (DC 5) can reduce the distance traveled by 5 feet per point of success. If the pushback is reduced to negative numbers, the character can move forward that amount, up to his Speed.

The Demon just laughs at the party's antics if they stay on the floor level. If not, go to Act Three for his actions.

At this point, one of three things is likely to happen.

One, the players start trying to rescue the girl and attack the Demon, making the Splinter a secondary goal in the fight. If this happens, go to Act Three and continue, coming back to this description when the Splinter eventually enters the pit.

Two, the characters have put together, from the appearance and reactions from the Hobgoblins top-side, that Búmak *wants* them to throw the Splinter in. They don't throw the Splinter at all. If that's the case, just proceed to Act Three. While this reveal would dramatically increase the tension of the next Act, it isn't crucial, and player intuition and deduction should be rewarded. While you'll need to improvise a bit to get the Splinter into the hands of the bad guys for the next adventure, don't railroad. Despite all that, it's still fair to have Weracy keep trying to convince them.

Three, the characters fight their way to the maw and throw the Splinter inside. If so, read or paraphrase the following:

---

*As you cock back your arm, the demon seems to see the Splinter for the first time. His eyes go wide and he screams something unintelligible in his foul tongue. With one hand, he reaches out as if to stop you.*

*You throw the Splinter.*

*The piece of diamond glitters in the air as it tumbles into the maw. You watch it fall, turning over and over again in the torchlight, then down and into the depths. For a moment, everything is silent.*

*Then the maw erupts in a blast of dark flames. Black fog wells up out of the maw and you can feel the unwholesome energies tearing at your soul. Something is wrong. Something is horribly wrong.*

*And then the Demon laughs.*

*As you watch the maw growing in power, Weracy falls to his knees, weeping. "No!" he screams. "That was supposed to be it. That was supposed to be the end!"*

*But it isn't, and suddenly you know the reason. The relic wasn't holy after all. It was corrupted, and you've been playing the fools.*

*Still laughing, the demon gestures at the platform above the maw, its attitude that of a final strike. Blasts of green light launch from his hands and strike the chains holding the platform aloft. The little girl screams but doesn't fall. The demon looks at the platform annoyed, but the black flames of the maw lick around those chains now, seemingly strengthening them. With a look of desperation, the demon prepares to attack again.*

---

This ends Act Two. Continue with the next act.

## Dramatic Purpose

This is the end of Act reveal. Here, we learn something of the real truth behind this entire adventure. The end of Act reveal should change the nature of the story and rocket the characters into the final dramatic climax.





# Act Three

## Act Three

The stage is set. The players are in place. It's time for the final battle. But all is not as it seems. Búmak still has one deceit in store for the characters.

### Dramatic Purpose

Act Three contains the final climax of the story and any denouement. Act Three starts the moment the characters' plan collapses and they begin the final battle, in whatever form it might take.

## THE FINAL BATTLE

Now the forces will meet for the final fight. There are many tactical elements the characters will have to consider almost at once.


### The Maw

The Maw will continue to shoot green fireballs throughout the fight. Each character can be targeted only once per round. The maw attacks anyone moving toward it. It also targets those swinging from the chains (see below). Meanwhile, the entire Maw will stretch and shudder as if preparing to widen suddenly.

### The Chains

The only way to get to the platform, short of flying, is by swinging from chain to chain across the intervening space. A character can grab a chain and swing from either Búmak's landing or the landing over the door.

It takes a Strength (Athletics) Check (DC 5) to swing from one chain to another across the gap. The Maw will continue to shoot green balls of fire at the characters as listed in Act Two. The blowback





# Act Three

doesn't do much when the shots come from below, but the character must make a Constitution Saving Throw (DC 5) or they will lose their grip and fall 30 feet.

## "The Demon"

Búmak (a Galpharus, also known as a Demon of Deceit) will begin the attack the moment the characters go into action. His stats are:

**BÚMAK:** Large fiend (demon); CE; AC 15 (natural armor); hp 35 (7d10+14); Spd 40 ft.; Str 18 (+4), Dex 16 (+3), Con 15 (+2), Int 14 (+2), Wis 16 (+3), Cha 14 (+2); Saving Throws Wis +5, Cha +4; Skills Deception +4, Stealth +5; Damage Resistance acid, cold, fire; Damage Immunity poison; Condition Immunity poisoned; Senses darkvision 90 ft., passive perception 13; Languages all; Challenge 5 (1,800)

### *Infernal Taint.*

**Fear (Turned off).** Targets gain the Frightened condition unless they make a Wisdom Saving Throw (Save DC 12). This effect has a 40' radius. It can be turned on or off, no action required.

**Soul Sense.** Demons can sense any Mortal's greatest temptation.

**Bane.** Búmak deals an extra 3 (1d6) damage of the same type as the attack to targets with an Angelic or Divine Spark.

**Innate Spellcasting.** Búmak's spellcasting ability is Intelligence (spell save DC 12). Búmak can innately cast the following spells, requiring only verbal components:

At will—blur, darkness, detect evil and good, disguise self, dispel magic, minor illusion, see invisibility,

4/day—color spray, silent image

3/day—inflict wounds, shocking grasp

2/day—major image

1/day—animate dead, bestow curse, blindness/deafness, contagion, hallucinatory terrain, hold person, hypnotic pattern, invisibility, mirror image.

**Multiattack.** Búmak makes two sword attacks.

**Longsword.** *Melee Weapon Attack:* +6 to hit, reach 5 ft., one target. *Hit:* 13 (2d8+4) slashing damage.

When the characters close to melee, "the Demon" on the landing will fight.

## "The Girl"

Meanwhile "the little girl" screams and sobs hysterically, begging for help. "The little girl" appears to be on the hanging platform.

## The Final Deceit

Búmak has one final trick.

Throwing the corrupt relic into the Maw was only half of the plan for opening the Ulcer. The other involves the sacrifice of the girl and the mixing of the blood with the blood of the person performing the sacrifice.

Búmak has realized the innocence of *both* sources of blood will grant the sacrifice power. While he could sacrifice the girl, he fears that won't be enough to fully form the Ulcer all at once.

So he switched places with her.

Lost in the illusions of the Demon, the girl thinks the party is trying to kill her (it's not a hard sell, since they probably are). She looks in all ways like the Demon, and she stands on the Demon's landing. She will fight to the death when the party approaches, and she appears to use Powers (Búmak is using them through her, through the trickery of the Ulcer). Worse, through the power of the Ulcer he's managed to split much of his power with her so she fights like a Demon (otherwise, she wouldn't be likely to draw her killer's blood). Luckily for the party, this means both of them are reduced in power slightly for this fight.

So since the "Demon" on the landing is the little girl, the "little girl" on the hanging platform is the Demon. He will scream and wail and look like a small, panicked child.

There is little way for the party to figure this out before the battle joins.

**Note:** *The Demon is a large creature, which means the fake Demon must Squeeze on many of the stairs and landings. The real Demon, in his little girl form, does not have this problem.*

## The Clue

There is one clue, something the Demon couldn't alter without invalidating the sacrifice: the girl's blood. When the characters draw blood from "the Demon" they will notice that it's red. The astute will remember that all other Demon blood is black.





# Act Three

If “the little girl” bleeds, she bleeds black.

Hopefully, the party will understand this switch before it’s too late. Since “the Demon” only attacks when attacked first, the characters can stop fighting and attack “the little girl” without drawing undue attention from the rear.

Once the party starts attacking the real enemy, the fake one stops fighting them. Let her fade into the background.

**Note:** *This can be a very tricky clue for the players to pick up. Most of the time, the ones who notice just assume the GM forgot. In play-test, almost none of the groups got it without hints and Intelligence Checks. Because of this, we recommend allowing an Intelligence Check once the “Demon” has taken half damage. Point out to a character that hits a DC 10 that the “Demon’s” blood is red, and leave it at that. If they don’t get it. Keep mentioning it on every player’s turn. They should get it, even if you have to escalate the hints.*

## Scaling

Add 7 HP to the Demon for every player over five. Do not subtract HP for less than five players.

We’ve divided out the Demon’s HP between the Demon and the little girl since most parties will kill him one and a half times. If your party is doing especially well and you really want to challenge them, increase the Demon’s HP to 52 and the scaling to 10 HP per player.

### Dramatic Purpose

This is the final battle. It should be difficult, dangerous and above all else, *exciting*. This is the last real chance to make the party work for their goals. This is, in short, the climax of the entire adventure. Make certain, in particular, the reveal of “the little girl” as the Demon has the maximum dramatic impact.

## ENDGAME

If they save the real little girl and destroy the real Demon, the Ulcer will begin to react. All illusions drop. Then read or paraphrase the following:

---

*You see a gout of energy blast out of the maw. Black flames and green lightning launch from deep inside, grounding onto the legs of the demon. You can feel the energies between the two build, as if to some terrible climax.*

---

The characters might realize at this point that leaving would be prudent. If they dump the body into the Maw, they need only get back into the man-made sections of the monastery before the Ulcer recedes. That takes five minutes. If they don’t, the entire monastery will fold in on itself in ten minutes.

If they throw the Demon into the Maw, read or paraphrase the following:

---

*The energies continue to reverberate back and forth between the demon and the maw. As the demon flies into the opening, you see all the flames and vapor leap back in as well, as if pursuing the falling body. Then with a rumble, the walls shake and the chains rattle. The maw begins to shrink.*

---

With the fall of the illusions, the characters can now see an alcove behind where the fake Demon stood. Inside are 60 SP, 550 GP, 31 PP, and *Boots of Elvenkind*.

Make the run out exciting, but there’s little chance of the characters not making it. The worst risk is one of them slipping and falling off the rope climbing out of the bottomless pit, but this isn’t any more dangerous because of the Ulcer.

If the party escapes back into area 16 and they threw the Demon in, read or paraphrase the following:

---

*As you run out of the snakelike tunnel, you feel more than hear a great sucking sound. Turning, you look through the excavated doorway and you no longer see the hall. Instead, you can dimly make out ancient catacombs, long sealed from the light and air of the surface world. Quiet. Undisturbed.*

*The Ulcer has closed.*

---



# Act Three

If they didn't throw the Demon in and escape the Monastery:

*As you climb the hill away from the monastery, you hear a great rumble behind. Turning, you see the air around the monastery wavering, as if on a hot summer day. Then with a terrible twist that ties your stomach in knots, the entire place caves in on itself... not the building, but the very space that contains it. You shake your head and clear your vision, and when you can see properly, nothing remains but a crater of loamy, fertile soil. The Ulcer is gone.*

## Dramatic Purpose

This is the last little rush of adrenaline among the characters. Unfortunately, the players probably won't believe that their lives are at risk here (unless one falls off the rope), so the rush is much less than the one that comes from fighting the Demon. Still, most players will join into the experience willingly, so play it up.

## DENOUEMENT

The denouement is the falling action of a story. In it, the bad guys are punished, the good guys receive their rewards and all loose ends are tied up.

Oh, and it's pronounced dā' nōō mǎn'.

## Dramatic Purpose

The Dramatic Purpose of the entire denouement is to give the characters a feeling of completion, to let the story wind down and wrap up naturally.

## Father and Child Reunion

When the characters return the girl to Dalen, read or paraphrase the following:

*As you climb the steps to the Cathedral, Karry suddenly rouses in your arms. Inside the large room Dalen stands, staring at you in disbelief and wonder. Then Karry struggles out of your arms and runs to him, sobbing. He pulls her into his arms, tears*

*streaming down his face and does nothing but hold her for a long time.*

Dalen is, of course, happy and relieved to see his daughter. He's a simple man and he doesn't have much to give, but he pledges his eternal gratitude and makes the party promise that if they ever need help that he can give, they will come to him and ask.

## The Cardinal

The Cardinal will listen to the party's accounts carefully, asking appropriate questions when necessary, but otherwise letting the entire thing play out. When they finish, read or paraphrase the following:

*The Cardinal sighs.*

*"You have done a great service for the Church today. No, you've done a great service for all of Ludremon. I want you to know that you are always welcome here, that you will never want when my hospitality is available. Because of the violation of the Faerarch's orders, we can't officially reward you without putting you to death as well, but you have my thanks."*

## Weracy Married

A week after the completion of the adventure, Weracy gets married. It seems that fighting a Demon, however indirectly, has put his priorities in a new light for him.

When the party gathers, read or paraphrase the following:

*The sun shines brightly the morning Weracy and Rynie marry. The wedding is held at the Cathedral, and inside, under the light of a thousand, fractured multi-colored rays, the Cardinal binds their hands together and declares them husband and wife.*

*You stand with the other guests out front as the bride and groom leave, the leather cords still binding their hands. People cheer and holler good wishes. To one side Dalen and Karry stand in their finest clothes. The little girl reaches out and touches Weracy as he passes.*

*But he doesn't seem to notice.*



# Act Three

Weracy and Ryanie head off to their new life together. The rest of the guests stand around and chat. Even the other young priests seem happy for him. No one wishes to sully this day.

There are a good deal of things to investigate in the world, but the Cardinal will be happy if the characters stayed around just a little while longer.

## Experience

Each character receives 150 Experience Points for destroying the Ulcer. If Karry and Weracy came out all right, they receive an additional 25 Experience Points for each character saved.

Finally, if you intend to play the next adventure, *The Festering Earth*™, without any interlude, you should probably give a bonus chunk of experience, enough to get the group up to an average of 4<sup>th</sup> Level. Otherwise, it might be too difficult.

## Playing the Next Adventure

If you intend to play *The Festering Earth*, how you proceed from here depends on when exactly you intend to get to it. If you wish a little time between adventures, allow the characters to get some play in around the city of Belm. If you don't use our free Adventure Seed products, make one or two simple adventures for them here. Try to time the adventures so they will end when you are ready for *The Festering Earth* (If, for instance, you are waiting for it to release). Otherwise, just have fun and let the play continue. If you do use our Adventure Seed products, *Adventure Seed 1a: A Knife in the Dark* fits neatly after this adventure.

*The Festering Earth* begins in Belm. It's possible to adjust the beginning to start elsewhere, but the Cardinal of Belm will be the one to tap the party, so it might be best to keep them within his reach. If not, putting them around the city-state Felric's Redoubt would leave them in the prime position to act.

## MONSTERS

There are three new monsters in *The Throne of God*. They are as follows.

## Angels

There are many types of Angels in Heaven, and while in the early days, no Angels found the need to go to war, since the first Fall, every Angel has learned to take up the sword and fight, whether it be for God, or against Him.

Angels are all beautiful, although that beauty begins to fade the moment they betray God. They have large, feathery wings and in natural form stand much taller than men (typically ten feet or more).

### CARAPH\*

*Large celestial, lawful good*

**Armor Class** 17 (natural armor)

**Hit Points** 52 (7d10+14)

**Speed** 40 ft., fly 100 ft.

STR	DEX	CON	INT	WIS	CHA
20 (+5)	14 (+2)	15 (+2)	16 (+3)	16 (+3)	18 (+4)

**Saving Throws** Wis +6, Cha +7

**Skills** Perception +6, Religion +6

**Damage Resistances** radiant, acid, cold, fire, lightning, poison, thunder; bludgeoning, piercing, and slashing from nonmagical weapons

**Condition Immunities** charmed, exhaustion, frightened

**Senses** darkvision 120 ft., passive Perception 16

**Languages** all

**Challenge** 5 (1,800 xp)

### Angelic Spark.

**Protective Aura.** Creatures with the Infernal Taint within 20 ft. have disadvantage when attacking.

**Bane.** The Caraph deals an extra 7 (2d6) damage of the same type as the attack to targets with an Infernal Taint.

**Soul Sense.** A caraph can sense any mortal's most noble trait.

**Lay on Hands.** As the Paladin ability, 35 HP.

**Innate Spellcasting.** The Caraph's spellcasting ability is Charisma (spell save DC 15). The Caraph can innately cast the following spells, requiring only verbal components:

At Will: *Bless*, *Detect Evil and Good*, *Detect Magic*, *Detect Poison and Disease*, *Protection from Evil and Good*

2/Day: *Cure Wounds*

1/Day: *Lesser Restoration*, *Zone of Truth*



# Act Three

## ACTIONS

**Multiattack.** The Caraph makes two sword attacks.

**Longsword.** *Melee Weapon Attack:* +7 to hit, reach 5 ft., one target. *Hit:* 14 (2d8+5) slashing damage.

**Shape Change.** The Caraph can take the form of a medium or large humanoid creature, including a unique individual.

\*These stats show a Caraph ten-thousand years ago, at the fall of Heaven.

**Background/History:** The lowest form of Angel, the Caraphim were once the messengers of God. They carried His word throughout all of Heaven, by message, scripture, and deed. They gave sermons, helped the needy, and cleaned gutters. The Caraphim were the simplest and humblest of all Angels, and every one served the lowest of God's creatures.

When the first third of the Host fell, the Caraphim became the frontline troops in the army. They fleshed out the ranks of all Angel units and they fought alongside Mortals. Originally, all Mortal units were commanded by Angels, but after the Mortal armies swelled in rank, the Caraphim descended to minor leadership roles among Mortal units, but always as a first among equals, never as an officer or noncommissioned officer.

After the Sundering, the living Mortals of Heaven and the Fallen had all left. The Caraphim were left with no purpose of their own and many wept and wailed at the tragedy. The spirits of the dead still reside in Heaven, but now Archons serve these.

And so the Caraphim take their war abroad. They attack into Hell. They grant visions to young Paladins. Sometimes, they take Human form and join Mortal wars if they see one side as just. Most other Angels feel the Caraphim are lost now, adrift if not actually fallen. They are looking for a place in a universe they cannot love, in a plan of God that has diverged from the true path.

They look and they wait.

**Personality/Motivation:** The Caraphim are a lost people. No longer grounded to the service of Mortals in Heaven, now they seek and fight and strive to find a purpose in a cold, empty universe. A Caraph is so desperate to serve mortality that

many will break the law of God just to aid those in the Mortal Realm.

**Powers/Tactics:** The Caraph's power centers around healing and combat. He tends to the injured and metes out God's justice against the wicked. He will not willingly use combat powers against the righteous (except to restrain and subdue), but might be tricked, especially if the Angel's need to help is desperate enough. He will heal even the wicked.

Caraphim wade into battle, slaughtering their foes with their swords. While they do have Powers, most of these augment their existing combat abilities and only the rarest Caraph will know a Spell that allows it to hold back and attack at a distance. Nor would they want to. The front line is what they know, and they revel in it.

**Campaign Use:** Caraphim are borderline insane with want of purpose. If a character were to become the target of a Caraph, the creature would hunt him relentlessly, like a bloodhound, but never tiring, never shirking.

The easiest way to adjust a Caraph's power is by scaling his HD and Attacks up or down. A magical weapon could scale his power up as well.

**Appearance:** The Caraphim stand nine to ten feet tall and look like handsome young males, vaguely Gnomish as often as not. Still, they come in all forms, from Gnomish to Halfling to Human to Elven to Dwarven although the Angelic Spark is always readily apparent in them.

The Caraphim have born the brunt of many attacks and many of them intentionally bear scars to show the horrors of their past. They tend to carry a huge sword in one hand.

## Demons

There are many creatures in Hell, but the most numerous are Demons. All Demons, except Demons of Damnation, are the souls of dead Nephilim, taken form and unleashed back on the universe in general.

No Demon can take a fair form, although they may use illusions to make themselves appear fair. Their forms and appearances are many and varied, based on type. Some of them can even take on multiple forms within their type.







# Act Three

## GALPHARUS, DEMON OF DECEIT

*Large fiend (demon), chaotic evil*

**Armor Class** 17 (natural armor)

**Hit Points** 52 (7d10+14)

**Speed** 40 ft.

STR	DEX	CON	INT	WIS	CHA
18 (+4)	16 (+3)	15 (+2)	14 (+2)	16 (+3)	14 (+2)

**Saving Throws** Wis +5, Cha +4

**Skills** Deception +4, Stealth +5

**Damage Resistances** acid, cold, fire

**Damage Immunities** poison

**Condition Immunities** poisoned

**Senses** darkvision 90 ft., passive Perception 13

**Languages** all

**Challenge** 4 (1,100 xp)

### *Infernal Taint.*

**Fear.** Targets gain the Frightened condition unless they make a Wisdom Saving Throw (Save DC 12). This effect has a 40' radius. It can be turned on or off, no action required.

**Soul Sense:** Galpharus demons can sense any mortal's greatest temptation.

**Bane:** The Galpharus deals an extra 7 (2d6) damage of the same type as the attack to targets with an Angelic or Divine Spark.

**Innate Spellcasting.** The Galpharus's spellcasting ability is Intelligence (spell save DC 12). It can innately cast the following spells, requiring only verbal components:

At will: *blur*, *darkness*, *detect evil and good*, *disguise self*, *dispel magic*, *minor illusion*, *see invisibility*

4/day: *color spray*, *silent image*

3/day: *inflict wounds*, *shocking grasp*

2/day: *major image*

1/day: *animate dead*, *bestow curse*, *blindness/deafness*, *contagion*, *hallucinatory terrain*, *hold person*, *hypnotic pattern*, *invisibility*, *mirror image*

### ACTIONS

**Multiattack.** The Galpharus makes two sword attacks.

**Longsword.** *Melee Weapon Attack:* +6 to hit, reach 5 ft., one target. *Hit:* 13 (2d8+4) slashing damage.

**Background/History:** The souls of dead Nephilim, Demons of Deceit thrive on lies. They have tempted and tricked Mortals since the beginning of the Mortal Realm and they are the Demon that interfaces with Mortality most often.

**Personality/Motivation:** Demons of Deceit live on lies and terror. They love to torment the damned souls in Hell, but they value lies to and from Mortals even more.

**Powers/Tactics:** Galpharus Demons often appear to value a frontal assault, but that's rarely the case. They use their ingenuity and their illusions to stage traps, ambushes, and distractions. Many foes have fought hard battles against Galpharus Demons, only to discover, in the last moments of their life, that they never scored a single hit on the beast.

**Campaign Use:** Demons of Deceit use their powers to lead Mortals to their doom. They are powerful in combat, but they save this until characters are trapped in their web, preferring to taunt and drive Mortals to destroy themselves.

To increase or decrease the Demon's scaling, the best option is to increase or decrease his time to prepare. Demons of Deceit set up terrible traps, and by making these traps more or less effective you can scale the creature's power. Barring that, increasing or decreasing his HD and hiding him from easy attack are the best ways to change his effectiveness.

**Appearance:** A Galpharus stands eight feet tall. Its skin is composed of mauve, warty growths and horns grow back along his head, curling around behind where his ears should be and ending in points at either jaw hinge.

The Galpharus Demons rarely wear armor, but they almost always carry huge swords. Those of rank among the Deceit Demons decorate their skins with designs made by ritual scarring.

## Elemental Wraiths

The Elemental Wraiths are the most valued soldiers of the Nopheratus. Whereas other Undead are either mindless or possessing of their own agenda, Elemental Wraiths serve the will of the Nopheratus directly.

Elemental Wraiths are all Mortals who subjected themselves to the conversion process while still alive. There are seven levels of Elemental Wraith and each requires a new ordeal of one-hundred-and-one days.

## WIND WRAITH

*Medium undead, lawful evil*

**Armor Class** 21 (shield and +1 magical plate)

**Hit Points** 37 (5d8+15)

**Speed** 30 ft.



# Act Three

**STR** 15 (+2) **DEX** 13 (+1) **CON** 16 (+3) **INT** 12 (+1) **WIS** 13 (+1) **CHA** 12 (+1)

**Saving Throws** Con +5, Wis +3

**Skills** Intimidation +3, Perception +3

**Damage Resistances** necrotic

**Damage Vulnerability** radiant

**Damage Immunities** poison

**Condition Immunities** exhaustion, poisoned

**Senses** darkvision 60 ft., passive Perception 13

**Languages** Cambionic, Infernal, The Languages it knew in life.

**Challenge** 5 (1,800 xp)

## *Infernal Taint.*

**Command Undead.** The Wraith can force undead to obey his orders. This works automatically on “mindless” undead such as Skeletons and Zombies. Undead with a will can make a Wisdom Saving Throw (DC 11) to resist.

**Aura of Fear.** 20' Radius. All characters must make a Wisdom saving throw (DC 11). If they fail, they gain the Frightened condition. If the Wraith attacks someone that would trigger an Ideal, Flaw, or Bond of the character, the character may make a new saving throw. In addition, if the character loses line of sight to the Wraith he may make a new saving throw. The Wraith can turn this power on or off, no action required.

**Spellcasting.** The Wraith is a 5<sup>th</sup>-level spellcaster. Its spellcasting ability is Intelligence (Spell Save DC 11). The Wraith has the following wizard spells prepared:

Cantrips (at will): *Mage hand*.

1<sup>st</sup> level (4 slots): *Feather fall*, *fog cloud*, *sleep*, *thunderwave*

2<sup>nd</sup> level (3 slots): *Gust of wind*

3<sup>rd</sup> level (2 slots): *Stinking cloud*

## **ACTIONS**

**Longsword +1.** *Melee Weapon Attack:* +5 to hit, reach 5 ft., one target. *Hit:* 7 (1d8+3) slashing damage.

**Background/History:** A Wind Wraith is created by the Ordeal of Air. The Mortal in question is placed in a special Necrotic vault for one-hundred-and-one days, where they are killed by a constant buffeting of high-velocity winds. The vault eliminates the need for food or water and many subjects survive for weeks or even months. Even after death, the agony continues. At any time, the subject can beg for death and re-

ceive it. If they endure the entire one-hundred-and-one days, they emerge as the Undead Wind Wraith.

**Personality/Motivation:** Wind Wraiths are the lowest free-willed servants of the Nopheratus. They organize the Undead legions and they infest Ulcers. They are the sergeants in the war against Mortality and are the most likely Elemental Wraith for a Mortal to encounter.

**Powers/Tactics:** Wind Wraiths like to use their Undead to protect themselves and their lairs. If a party manages to make it to the Wind Wraith itself, it will start by softening the group up with Powers before closing and fighting hand to hand.

**Campaign Use:** When on crusade, a Wind Wraith spends his time building his power base and infiltrating Human organizations. As the only Elemental Wraith who can easily pass as a Mortal (if a damaged one) they also are the only ones to routinely enter Mortal settlements.

To scale a Wind Wraith, increase or decrease their hit dice, damage, and attack bonus.

**Appearance:** A Wind Wraith looks much like the Mortal he was in life. The only exception is his skin, which is red and abraded, as if the Wraith had subjected itself to long exposure to a sandstorm (which isn't far from the truth).

Wind Wraiths tend to wear full plate armor and carry a sword. They usually cloak themselves in heavy black cloth.

## **BACKGROUND FEATURES**

If you play the Teaser, one of your more complicated issues is how to deal with the PCs' Background Features. The PCs will be cut off from their former society. It's therefore your job, as GM, to find ways to bring those Features that are connected to the society of Heaven into a modern game.

Gleann could give Acolytes a writ that replaces their Shelter of the Faithful. The Pennies from Heaven plot could grant a merchant type the equivalent of financial benefit. A member of one of the more noble church knighthoods could befriend a military character, granting him honorary membership. The trick is to give the character some equivalent advantage as soon as possible.



# Act Three

## NPCs

This section only details one NPC. Weracy is listed below.

### WERACY

**Age:** 16 **Eyes:** Brown. **Hair:** Brown. **Build:** Athletic. **Height:** 5'8". **Race/Sex:** Common man/M. **Skin:** Pale. **Demeanor:** Earnest. **Dress:** Simple novice robes. **True Attitude:** Loving and self-sacrificing. **Home:** Belm.  
*Medium humanoid (common man), neutral good*

### Armor Class 12

**Hit Points** 9 (2d8)

**Speed** 30 ft.

STR	DEX	CON	INT	WIS	CHA
12 (+1)	14 (+2)	9 (-1)	14 (+2)	11 (+0)	11 (+0)

**Saving Throws** Int +4, Cha +2

**Skills** Religion +4, Stealth +4

**Senses** passive Perception 10

**Languages** Divine Tongue, Ludremonian

**Challenge** 1/8 (25 xp)

### ACTIONS

**Dagger.** *Melee Weapon Attack:* +3 to hit, reach 5 ft., one target. *Hit:* 3 (1d4+1) piercing damage.

**Sling.** *Ranged Weapon Attack:* +3 to hit, ranged 30/120 ft., one target. *Hit:* 4 (1d4+2) bludgeoning damage.

### Background/History:

Weracy is a young priest, newly invested. He was uninvolved romantically and dedicated to his lifestyle while a deacon. Since then, he has met and fallen in love with Ryanie. Now he's stuck with a difficult decision: marry her against the will of the Church and stop his priestly career or give up the love of his life to allow for his growth in the clergy.

**Personality/Motivation:** Weracy is an earnest and driven young man, impulsive and at the whim of his emotions. He acts before he thinks and rarely considers the consequences, even in hindsight. He has a fascination with Ulcers.


**Quote:** "You don't understand. I have to do something. *Now.*"

**Powers/Tactics:** Weracy has no real powers and he doesn't fight. He has the same rudimentary hide-and-seek skills as most city kids. He avoids confrontation at all costs.

**Campaign Use:** Weracy doesn't fight. He doesn't conflict with people. He never shouts. If captured, he surrenders immediately.

There is little need to scale Weracy. If you must, change his Level and give him better weapons.

**Appearance:** Weracy is a young man with brown hair and brown eyes. He has good skin and he's pleasant enough to look at, but his real appeal is in his open expressions and honest looks. He wears the simple robes of a priest.





# Act Three

## OPEN GAME LICENSE VERSION

### 1.0a

The following text is the property of Wizards of the Coast, Inc. and is Copyright 2000 Wizards of the Coast, Inc. ("Wizards"). All Rights Reserved.

1. Definitions: (a) "Contributors" means the copyright and/or trademark owners who have contributed Open Game Content; (b) "Derivative Material" means copyrighted material including derivative works and translations (including into other computer languages), potation, modification, correction, addition, extension, upgrade, improvement, compilation, abridgment or other form in which an existing work may be recast, transformed or adapted; (c) "Distribute" means to reproduce, license, rent, lease, sell, broadcast, publicly display, transmit or otherwise distribute; (d) "Open Game Content" means the game mechanic and includes the methods, procedures, processes and routines to the extent such content does not embody the Product Identity and is an enhancement over the prior art and any additional content clearly identified as Open Game Content by the Contributor, and means any work covered by this License, including translations and derivative works under copyright law, but specifically excludes Product Identity. (e) "Product Identity" means product and product line names, logos and identifying marks including trade dress; artifacts; creatures characters; stories, storylines, plots, thematic elements, dialogue, incidents, language, artwork, symbols, designs, depictions, likenesses, formats, poses, concepts, themes and graphic, photographic and other visual or audio representations; names and descriptions of characters, spells, enchantments, personalities, teams, personas, likenesses and special abilities; places, locations, environments, creatures, equipment, magical or supernatural abilities or effects, logos, symbols, or graphic designs; and any other trademark or registered trademark clearly identified as Product identity by the owner of the Product Identity, and which specifically excludes the Open Game Content; (f) "Trademark" means the logos, names, mark, sign, motto, designs that are used by a Contributor to identify itself or its products or the associated products contributed to the Open Game License by the Contributor (g) "Use", "Used" or "Using" means to use, Distribute, copy, edit, format, modify, translate and otherwise create Derivative Material of Open Game Content. (h) "You" or "Your" means the licensee in terms of this agreement. Not for resale. Permission granted to print or photocopy this document for personal use only.

2. The License: This License applies to any Open Game Content that contains a notice indicating that the Open Game Content may only be Used under and in terms of this License. You must affix such a notice to any Open Game Content that you Use. No terms may be added to or subtracted from this License except as described by the License itself. No other terms or conditions may be applied to any Open Game Content distributed using this License.

3. Offer and Acceptance: By Using the Open Game Content You indicate Your acceptance of the terms of this License.

4. Grant and Consideration: In consideration for agreeing to use this License, the Contributors grant You a perpetual, worldwide, royalty-free, non-exclusive license with the exact terms of this License to Use, the Open Game Content.

5. Representation of Authority to Contribute: If You are contributing original material as Open Game Content, You represent that Your Contributions are Your original creation and/or You have sufficient rights to grant the rights conveyed by this License.

6. Notice of License Copyright: You must update the COPYRIGHT NOTICE portion of this License to include the exact text of the COPYRIGHT NOTICE of any Open Game Content You are copying, modifying or distributing, and You must add the title, the copyright date, and the copyright holder's name to the COPYRIGHT NOTICE of any original Open Game Content you Distribute.

7. Use of Product Identity: You agree not to Use any Product Identity, including as an indication as to compatibility, except as expressly licensed in another, independent Agreement with the owner of each element of that Product Identity. You agree not to indicate compatibility or co-adaptability with any Trademark or Registered Trademark in conjunction with a work containing Open Game Content except as expressly licensed in another, independent Agreement with the owner of such Trademark or Registered Trademark. The use of any Product Identity in Open Game Content does not constitute a challenge to the ownership of that Product Identity. The owner of any Product Identity used in Open Game Content shall retain all rights, title and interest in and to that Product Identity.

8. Identification: If you distribute Open Game Content You must clearly indicate which portions of the work that you are distributing are Open Game Content.

9. Updating the License: Wizards or its designated Agents may publish updated versions of this License. You may use any authorized version of this License to copy, modify and distribute any Open Game Content originally distributed under any version of this License.

10. Copy of this License: You MUST include a copy of this License with every copy of the Open Game Content You Distribute.

11. Use of Contributor Credits: You may not market or advertise the Open Game Content using the name of any Contributor unless You have written permission from the Contributor to do so.

12. Inability to Comply: If it is impossible for You to comply with any of the terms of this License with respect to some or all of the Open Game Content due to statute, judicial order, or governmental regulation then You may not Use any Open Game Material so affected.

13. Termination: This License will terminate automatically if You fail to comply with all terms herein and fail to cure such breach within 30 days of becoming aware of the breach. All sublicenses shall survive the termination of this License.

14. Reformation: If any provision of this License is held to be unenforceable, such provision shall be reformed only to the extent necessary to make it enforceable.

#### 15. COPYRIGHT NOTICE

Open Game License v 1.0a Copyright 2000, Wizards of the Coast, Inc.

System Reference Document 5.0 Copyright 2016, Wizards of the Coast, Inc.; Authors Mike Mearls, Jeremy Crawford, Chris Perkins, Rodney Thompson, Peter Lee, James Wyatt, Robert J. Schwab, Bruce R. Cordell, Chris Sims, and Steve Townshend, based on original material by E. Gary Gygax and Dave Arneson.

## Product Identity

The following items are declared the product identity of Final Redoubt Press. All art, logos, trade dress, graphics, and cartography or other maps belonging to Final Redoubt Press, its writers and artists. Product line names including but not limited to *The Echoes of Heaven*, *The Moving Shadow*, and *The Throne of God*. Any setting elements, including but not limited to all proper nouns, creature names and descriptions, situations, dialog, personalities, characters, politics, geography, descriptive text, names of countries, artifacts, historical elements, secret societies, organizations, magic items, stories and storylines, plots, and themes. Ulcers and their effects are product identity. This excepts all OGL elements such as materials from the SRD. This product identity declaration is product identity.

## Open Game Content

The following is Open Game Content:

All creature stats, excluding creature names.

Information on running a game.

The rules contained in the section "The Summoning," detailing with the run through the city during the aerial bombardment. The situation itself, including but not limited to the location, history, creatures and personalities involved is product identity, as outlined above.

It is the clear and written intent of Final Redoubt Press to enter all these stats and rules into the canon of open game content for use with the Open Game License by other Open Game Publishers. Some names and background situations involving the use of these rules in this adventure are product identity, as designated above. Those designations remain.